

**UNITED STATES
SECURITIES AND EXCHANGE COMMISSION**

Washington, D.C. 20549

FORM 10-K

(Mark One)

ANNUAL REPORT PURSUANT TO SECTION 13 OR 15(d) OF THE SECURITIES EXCHANGE ACT OF 1934

For the fiscal year ended December 31, 2021

OR

TRANSITION REPORT PURSUANT TO SECTION 13 OR 15(d) OF THE SECURITIES EXCHANGE ACT OF 1934

For the transition period from to

Commission File Number 001-13459



AFFILIATED MANAGERS GROUP, INC.

(Exact name of registrant as specified in its charter)

Delaware

(State or other jurisdiction
of incorporation or organization)

04-3218510

(IRS Employer Identification Number)

777 South Flagler Drive, West Palm Beach, Florida, 33401

(Address of principal executive offices)

(800) 345-1100

(Registrant's telephone number, including area code)

Securities registered pursuant to Section 12(b) of the Act:

Title of each class	Trading Symbol(s)	Name of each exchange on which registered
Common Stock (\$0.01 par value)	AMG	New York Stock Exchange
5.875% Junior Subordinated Notes due 2059	MGR	New York Stock Exchange
4.750% Junior Subordinated Notes due 2060	MGRB	New York Stock Exchange
4.200% Junior Subordinated Notes due 2061	MGRD	New York Stock Exchange

Securities registered pursuant to Section 12(g) of the Act:

None

Indicate by check mark if the registrant is a well-known seasoned issuer, as defined in Rule 405 of the Securities Act. Yes No

Indicate by check mark if the registrant is not required to file reports pursuant to Section 13 or Section 15(d) of the Act. Yes No

Indicate by check mark whether the registrant (1) has filed all reports required to be filed by Section 13 or 15(d) of the Securities Exchange Act of 1934 during the preceding 12 months (or for such shorter period that the Registrant was required to file such reports), and (2) has been subject to such filing requirements for the past 90 days. Yes No

Indicate by check mark whether the registrant has submitted electronically every Interactive Data File required to be submitted pursuant to Rule 405 of Regulation S-T (§ 232.405 of this chapter) during the preceding 12 months (or for such shorter period that the registrant was required to submit such files). Yes No

Indicate by check mark whether the registrant is a large accelerated filer, an accelerated filer, a non-accelerated filer, a smaller reporting company, or emerging growth company. See the definitions of “large accelerated filer,” “accelerated filer,” “smaller reporting company,” and “emerging growth company” in Rule 12b-2 of the Exchange Act.

Large accelerated filer Accelerated filer Non-accelerated filer Smaller reporting company Emerging growth company

If an emerging growth company, indicate by check mark if the registrant has elected not to use the extended transition period for complying with any new or revised financial accounting standards provided pursuant to Section 13(a) of the Exchange Act.

Indicate by check mark whether the registrant has filed a report on and attestation to its management’s assessment of the effectiveness of its internal control over financial reporting under Section 404(b) of the Sarbanes-Oxley Act (15 U.S.C. 7262(b)) by the registered public accounting firm that prepared or issued its audit report.

Indicate by check mark whether the Registrant is a shell company (as defined in Rule 12b-2 of the Act). Yes No

At June 30, 2021, the aggregate market value of the common stock held by non-affiliates of the registrant, based upon the closing price of \$154.21 on June 30, 2021 on the New York Stock Exchange, was \$6,336,812,433. There were 39,778,543 shares of the registrant’s common stock outstanding on February 16, 2022.

DOCUMENTS INCORPORATED BY REFERENCE

Portions of the definitive proxy statement to be filed with the Securities and Exchange Commission within 120 days after December 31, 2021, and delivered to stockholders in connection with the registrant’s annual meeting of stockholders, are incorporated by reference into Part III.

FORM 10-K
TABLE OF CONTENTS

<u>PART I</u>		
Item 1.	Business	1
Item 1A.	Risk Factors	7
Item 1B.	Unresolved Staff Comments	16
Item 2.	Properties	16
Item 3.	Legal Proceedings	17
Item 4.	Mine Safety Disclosures	17
<u>PART II</u>		
Item 5.	Market for Registrant's Common Equity, Related Stockholder Matters and Issuer Purchases of Equity Securities	18
Item 7.	Management's Discussion and Analysis of Financial Condition and Results of Operations	20
Item 7A.	Quantitative and Qualitative Disclosures About Market Risk	36
Item 8.	Financial Statements and Supplementary Data	38
Item 9.	Changes in and Disagreements With Accountants on Accounting and Financial Disclosure	81
Item 9A.	Controls and Procedures	81
Item 9B.	Other Information	81
<u>PART III</u>		
Item 10.	Directors, Executive Officers and Corporate Governance	82
Item 11.	Executive Compensation	82
Item 12.	Security Ownership of Certain Beneficial Owners and Management and Related Stockholder Matters	82
Item 13.	Certain Relationships and Related Transactions and Director Independence	82
Item 14.	Principal Accountant Fees and Services	82
<u>PART IV</u>		
Item 15.	Exhibits, Financial Statement Schedules	83
Item 16.	Form 10-K Summary	83

PART I

Forward-Looking Statements

Certain matters discussed in this Annual Report on Form 10-K, in our other filings with the U.S. Securities and Exchange Commission (the “SEC”), in our press releases, and in oral statements made with the approval of an executive officer may constitute “forward-looking statements” within the meaning of the Private Securities Litigation Reform Act of 1995. These statements include, but are not limited to, statements related to our expectations regarding the performance of our business, our financial results, our liquidity and capital resources, and other non-historical statements, and may be prefaced with words such as “outlook,” “guidance,” “believes,” “expects,” “potential,” “preliminary,” “continues,” “may,” “will,” “should,” “seeks,” “approximately,” “predicts,” “projects,” “positioned,” “prospects,” “intends,” “plans,” “estimates,” “pending investments,” “anticipates” or the negative version of these words or other comparable words. Such statements are subject to certain risks and uncertainties, including, among others, the factors discussed under the caption “Item 1A. Risk Factors.” These factors (among others) could affect our financial condition, business activities, results of operations, cash flows, or overall financial performance and cause actual results and business activities to differ materially from historical periods and those presently anticipated and projected. Forward-looking statements speak only as of the date they are made, and we will not undertake and we specifically disclaim any obligation to release publicly the result of any revisions that may be made to any forward-looking statements to reflect events or circumstances after the date of such statements or to reflect the occurrence of events, whether or not anticipated. In that respect, we caution readers not to place undue reliance on any such forward-looking statements.

Item 1. Business

We are a leading partner to independent active investment management firms globally. Our strategy is to generate long-term value by investing in a diverse array of high-quality partner-owned investment firms, referred to as “Affiliates,” through a proven partnership approach, and allocating resources across our unique opportunity set to the areas of highest growth and return. Our innovative partnership approach enables each Affiliate’s management team to own significant equity in their firm while maintaining operational and investment autonomy. In addition, we offer our Affiliates growth capital, global distribution, and other strategic value-added capabilities, which enhance the long-term growth of these independent businesses and enable them to align equity incentives across generations of principals to build enduring franchises. As of December 31, 2021, our aggregate assets under management were approximately \$814 billion across a broad range of return-oriented strategies.

We generate long-term value by investing in new Affiliates, existing Affiliates, and centralized capabilities through which we can leverage our scale and resources to benefit our Affiliates, and then by returning excess capital to shareholders, primarily through share repurchases. We are focused on investing in areas of secular growth and client demand, including in private markets, liquid alternatives, Asia, wealth management, and environmental, social, and governance (“ESG”); accordingly, we partner with leading independent investment firms, including strong and growing traditional, alternative, and wealth management firms managing return-oriented strategies in the aforementioned growth areas. Given their long-term performance records, our Affiliates are recognized as being among the industry’s leaders in their respective investment disciplines.

Through our partnership approach, we hold meaningful equity interests in each of our Affiliates, and typically each Affiliate’s management team retains a significant equity interest in their own firm. Affiliate management equity ownership (along with our long-term ownership) aligns our interests and preserves Affiliate management equity incentives, including the opportunity for Affiliate management to participate directly in the long-term future growth and profitability of their firms.

In certain cases, we invest in our Affiliates by providing growth capital or complementing their own marketing resources with our proven global distribution capabilities. We also provide succession planning solutions and advice to our Affiliates, which can include a degree of liquidity and financial diversification along with incentive alignment for next-generation partners. We take a long-term partnership approach with our Affiliates, which provides stability in facilitating succession planning across generations of Affiliate management principals. We are uniquely able to provide strategic support and expertise across various stages of our Affiliates’ growth. We believe that clients recognize certain fundamental characteristics of focused independent investment managers, especially direct equity ownership by management principals as well as investment and operational independence, as competitive advantages for these firms in achieving client investment goals and objectives, especially through alpha generation. Our investment approach preserves these essential elements for our Affiliates, and in partnering with us, our Affiliates can continue to grow while retaining their independence. Independent firms seeking an institutional partner are attracted to our unique partnership approach and our global reputation and track record across nearly three decades as a successful and supportive partner to independent investment firms around the world.

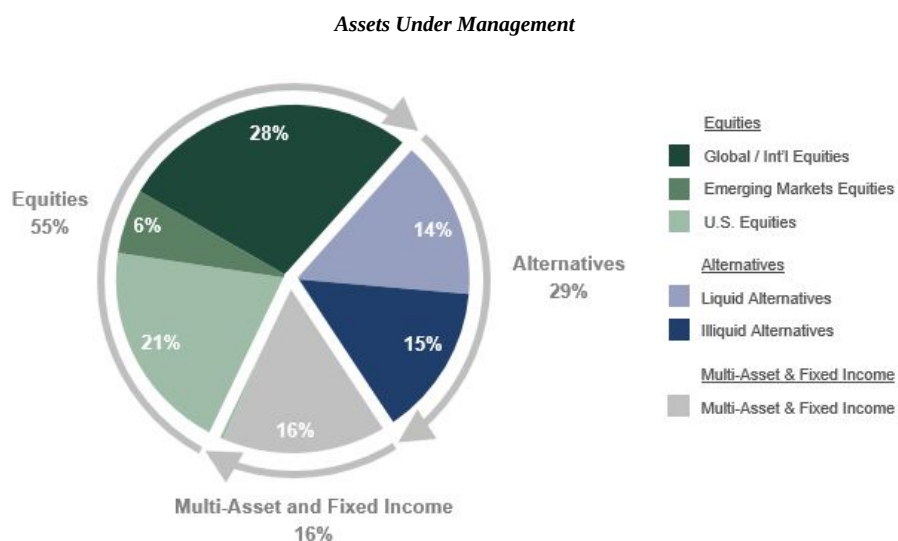
We anticipate that the principal owners of independent investment firms will continue to seek access to an evolving range of growth and succession solutions. We will, therefore, continue to have a significant opportunity to invest in outstanding firms across the global asset management industry, including investment opportunities resulting from subsidiary divestitures, secondary sales, and other special situations. In addition, we have the opportunity to make additional equity investments in our existing Affiliates, or invest in their growth by providing seed or other growth capital. We are well-positioned to execute upon these investment opportunities through our:

- established process of identifying and cultivating high-quality investment prospects;
- broad industry network and proprietary relationships developed with prospects over many years;
- substantial experience and expertise in structuring and negotiating transactions; and
- strong global reputation as an outstanding partner to our Affiliates, as well as for providing innovative solutions for the strategic needs of independent investment firms.

Investment Management Operations

Through our Affiliates, we provide a comprehensive and diverse range of return-oriented strategies designed to assist institutional, retail, and high net worth clients worldwide in achieving their investment objectives. We manage disciplined and focused investment strategies that address the specialized needs of institutional clients, including foundations and endowments, defined benefit and defined contribution plans for corporations and municipalities, and multi-employer plans. We provide investment management expertise to retail investors through advisory and sub-advisory services to return-oriented mutual funds, Undertakings for the Collective Investment of Transferable Securities (“UCITS”), collective investment trusts, and other retail products. We also provide investment management and customized investment counseling and fiduciary services to high net worth individuals, families, charitable foundations, and individually managed accounts directly and through intermediaries, including brokerage firms or other sponsors.

As of December 31, 2021, our Affiliates managed approximately \$814 billion in equity, alternative, and multi-asset and fixed income strategies across investment styles, asset classes, and geographies. The following chart provides information regarding our equity, alternative, and multi-asset and fixed income strategies as of December 31, 2021.



Through our Affiliates, we offer investors access to a broad and diverse array of independent investment managers with distinct brands and specialized investment processes. Our Affiliates distribute their investment services and products to institutional investors through direct sales efforts and established relationships with consultants and intermediaries around the world through their own business development resources. In addition, our global distribution platform operates in major markets to extend the reach of our Affiliates’ own business development efforts, including strategy, marketing, distribution, and product development. Our Affiliates benefit from the expertise of our senior sales and marketing professionals servicing the U.S., Europe, the Middle East, Asia, and Australia.

Our Affiliates' investment management services are also distributed globally to retail investors through our Affiliates' own efforts and through our retail distribution platform in the form of advisory and sub-advisory services to mutual funds and other retail oriented products. Our Affiliates' investment management services are delivered to retail investors through various intermediaries, including independent investment advisers, retirement plan sponsors, broker-dealers, major fund marketplaces, sponsors of separately managed accounts (including unified managed accounts), and bank trust departments.

Our Affiliates currently manage assets for investors in more than 50 countries, including all major developed markets.

Our Structure and Relationship with Affiliates

We maintain long-term partnerships with the management equity owners of our Affiliates, and believe that Affiliate management equity ownership (along with our long-term ownership) aligns our and our Affiliates' interests, enhances Affiliate management equity incentives, and preserves the opportunity for Affiliate management to participate directly in the long-term future growth and profitability of their firm. Our innovative partnership approach maintains our Affiliates' unique entrepreneurial cultures, investment independence, and operational autonomy in managing their businesses. Although the equity structure of each Affiliate investment is tailored to meet the needs of the management equity owners of the particular Affiliate, we typically maintain a meaningful equity interest in the Affiliate, with a significant equity interest retained by Affiliate management.

Each of our Affiliates operates through distinct legal entities, which affords us the flexibility to design a separate operating agreement for each Affiliate that reflects our customized arrangements with respect to governance, economic participation, equity incentives, and the other terms of our relationship. In each case, the operating agreement provides for a governance structure that gives Affiliate management the authority to manage and operate the business on a day-to-day basis. The operating agreement also reflects the specific terms of our economic participation in the Affiliate, which, in each case, uses a "structured partnership interest" to ensure alignment of our economic interests with those of Affiliate management.

For a majority of our Affiliates, we use structured partnership interests in which we contractually share in the Affiliate's revenue without regard to expenses. In this type of structured partnership interest, the Affiliate allocates a specified percentage of its revenue to us and Affiliate management, while using the remainder of its revenue for operating expenses and for additional distributions to Affiliate management. We and Affiliate management, therefore, participate in any increase or decrease in revenue, and only Affiliate management participates in any increase or decrease in expenses. Under these structured partnership interests our contractual share of revenue generally has priority over distributions to Affiliate management.

For other Affiliates, we use structured partnership interests in which we contractually share in the Affiliate's revenue less agreed-upon expenses. This type of partnership interest allows us to benefit from any increase in revenue or any decrease in the agreed-upon expenses, but also exposes us to any decrease in revenue or any increase in such expenses. The degree of our exposure to expenses from these structured partnership interests varies by Affiliate and includes Affiliates in which we fully share in the expenses of the business.

When we own a controlling equity interest in an Affiliate, we consolidate the Affiliate's financial results into our Consolidated Financial Statements. When we do not own a controlling equity interest in an Affiliate, but have significant influence, we account for our interest in the Affiliate under the equity method. Under the equity method of accounting, we do not consolidate the Affiliate's results into our Consolidated Financial Statements. Instead, our share of earnings or losses, net of amortization and impairments, is included in Equity method income (loss) (net) in our Consolidated Statements of Income, and our interest in these Affiliates is reported in Equity method investments in Affiliates (net) in our Consolidated Balance Sheets.

Whether we consolidate an Affiliate's financial results or use the equity method of accounting, we maintain the same innovative partnership approach and offer support and assistance in substantially the same manner for all of our Affiliates. From time to time, we may restructure our interest in an Affiliate to better support the Affiliate's growth strategy, and if doing so is in the best interest of the Affiliate's business, management partners, and clients, as well as our stakeholders.

Competition

Our Affiliates compete with a large number of domestic and foreign investment management firms, as well as with subsidiaries of larger financial organizations. These firms may have significantly greater financial, technological, and marketing resources; captive distribution; and assets under management. Many of these firms offer an even broader array of products and services in particular investment strategies such as passively-managed products, including exchange traded funds,

which typically carry lower fee rates. Certain of our Affiliates offer their investment management services to the same client types and, from time to time, may compete with each other for clients. In addition, there are relatively few barriers to entry for new investment management firms, especially for those looking to provide investment management services to institutional and high net worth investors. We believe that the most important factors affecting our Affiliates' ability to compete for clients are the:

- investment performance, investment styles, and reputations of our Affiliates and their management teams;
- diversity of our Affiliates' investment strategies and products and the continued development of investment strategies to meet the changing needs and demands of investors, such as ESG strategies or products addressing other developing trends;
- depth and continuity of our and our Affiliates' client relationships and the level of client service offered;
- maintenance of strong business relationships by us and our Affiliates with major intermediaries; and
- continued success of our and our Affiliates' distribution efforts.

The relative importance of each of these factors can vary depending on client type and the investment management service involved, as well as general market conditions. The ability to compete with other investment management firms also depends, in part, on the relative attractiveness of our Affiliates' return-oriented strategies, market trends, fees, or a combination of these factors.

We compete with a number of acquirers of, and investors in, independent investment firms, including investment management companies, private equity firms, sovereign wealth funds, and larger financial organizations. We believe that the most important factors affecting our ability to compete for future investments are the:

- breadth and depth of our relationships with independent investment firms;
- reputation of our innovative partnership approach, including target firms' view of our solution set, including growth capital, distribution, and our succession planning, in addition to the preservation of their unique entrepreneurial cultures, investment independence, and operational autonomy in managing their businesses;
- purchase price, liquidity, equity incentive structures, and access to economies of scale that we offer (financially, operationally or otherwise) as compared to acquisition or investment arrangements offered by others; and
- reputation and performance of our existing Affiliates, by which target firms may judge us and our accretive value as a partner.

Government Regulation

Our Affiliates offer their investment management services and products around the world, and are subject to complex and extensive regulation by regulatory and self-regulatory authorities and exchanges in various jurisdictions. Virtually all aspects of the asset management business, including the provision of advice, investment strategies and trading, fund sponsorship, and product-related sales and distribution activities, are subject to regulation. These regulations are primarily intended to protect the clients of investment advisers and generally grant regulatory authorities broad administrative and enforcement powers.

The majority of our Affiliates are registered with the SEC as investment advisers under the Investment Advisers Act of 1940, as amended (the "Advisers Act"). The Advisers Act imposes numerous obligations on registered investment advisers, including fiduciary duties, compliance and disclosure obligations, and operational and recordkeeping requirements. Our Affiliates operating outside of the U.S. may be subject to the Advisers Act and are also subject to regulation by various regulatory and self-regulatory authorities and exchanges in the relevant jurisdictions, including, for those Affiliates active in the UK, the Financial Conduct Authority (the "FCA"). Many of our Affiliates also sponsor or advise registered and unregistered funds in the U.S. and in other jurisdictions, and are subject to regulatory requirements in the jurisdictions where those funds are sponsored or offered, including, with respect to mutual funds in the U.S., the Investment Company Act of 1940, as amended (the "Investment Company Act"). The Investment Company Act governs the operations of mutual funds and imposes obligations on their advisers, including investment restrictions and other governance, compliance, reporting and fiduciary obligations relating to the management of mutual funds. Many of our Affiliates are also subject to directives and regulations in the European Union and other jurisdictions relating to funds, such as the UCITS Directive and the Alternative Investment Fund Managers Directive ("AIFMD"), with respect to depositary functions, remuneration policies and sanctions, among other matters.

Our Affiliates' sales and marketing activities are subject to regulation by authorities in the jurisdictions in which they offer investment management products and services. Our Affiliates' ability to transact business in these jurisdictions, and to conduct related cross-border activities, is subject to the continuing availability of regulatory authorizations and exemptions. Through our global distribution platform, we also engage in sales and marketing activities that extend the reach of our Affiliates' own business development efforts, and which are subject to regulation in numerous jurisdictions. Our U.S. retail distribution subsidiary is registered with the SEC under the Advisers Act. This subsidiary sponsors mutual funds registered under the Investment Company Act, and serves as an investment adviser and/or administrator for the AMG Funds complex. In the UK, our global distribution subsidiary is regulated by the FCA. We also have global distribution subsidiaries or branches of subsidiaries regulated by the Dubai Financial Services Authority, the Securities and Futures Commission in Hong Kong, and the Australian Securities and Investments Commission, and our activities in the European Union are regulated by various regulators in European jurisdictions.

Certain of our Affiliates and our U.S. retail distribution subsidiary are subject to the Employee Retirement Income Security Act of 1974, as amended ("ERISA"), and related regulations, with respect to retirement plan clients. ERISA imposes duties on persons who are fiduciaries under ERISA, and prohibits certain transactions involving related parties to a retirement plan. The U.S. Department of Labor ("DOL") administers ERISA and regulates investment advisers who service retirement plan clients, and has been increasingly active in proposing and adopting additional regulations applicable to the asset management industry. Certain of our Affiliates and our U.S. retail distribution subsidiary are also members of the National Futures Association and are regulated by the U.S. Commodity Futures Trading Commission ("CFTC") with respect to the management of funds and other products that utilize futures, swaps or other CFTC-regulated instruments.

In addition, certain of our Affiliates and our U.S. retail broker-dealer subsidiary are registered broker-dealers and members of the Financial Industry Regulatory Authority ("FINRA"), for the purpose of distributing funds or other products. FINRA has adopted extensive regulatory requirements relating to sales practices, registration of personnel, compliance and supervision, and compensation and disclosure. FINRA and the SEC have the authority to conduct periodic examinations of member broker-dealers, and may also conduct administrative proceedings. These broker-dealers are also subject to net capital rules in the U.S. that mandate the maintenance of certain levels of capital, and our Affiliates and our global distribution subsidiaries may also be subject to other regulatory capital requirements imposed by non-U.S. regulatory authorities.

Due to the extensive laws and regulations to which we and our Affiliates are subject, we and our Affiliates must devote substantial time, expense and effort to remain current on, and to address, legal and regulatory compliance matters. We have established compliance programs for each of our operating subsidiaries, and each of our Affiliates has established compliance programs to address regulatory compliance requirements for its operations. We and our Affiliates have experienced legal and compliance professionals in place to address these requirements, and have relationships with various legal and regulatory advisers in each of the countries where we and our Affiliates conduct business. See "Item 1A. Risk Factors".

Human Capital Management

As of December 31, 2021, we and our Affiliates had approximately 4,050 employees, the substantial majority of which were employed by our Affiliates and not by AMG. Through our innovative partnership approach with our Affiliates, each Affiliate's management team retains operational autonomy in managing and operating their business on a day-to-day basis, including with respect to their human capital. AMG and Affiliates frequently share and discuss best practices in managing, aligning, and engaging their respective workforce. Given this approach, the following is a discussion of AMG's workforce, or approximately 225 of the total employees, and the policies and cultural initiatives in respect of our human capital.

Our employees and our reputation are our most important assets, and attracting, retaining, and motivating top talent to execute on our strategic business objectives is a fundamental imperative. We support that imperative through our strong values-based culture, commitment to career development and training, employee engagement, attractive compensation and benefits programs, attention to succession planning, and fostering of diversity and inclusion at all levels of our organization.

Our leadership training and sponsored skills development programs cover a wide range of subject area expertise as well as career development generally, and are anchored on a comprehensive performance review process, which includes a company-wide 360-degree review program. Further, we support employees' educational pursuits relating to degree programs and certifications through company-supported time off for professional development and flexible work arrangements tailored to individual employees' educational goals. We regularly conduct company-wide surveys to solicit feedback from our employees on a variety of topics, including corporate culture, philanthropic interests, remote working, and general job satisfaction, which help us enhance employee engagement and retention. Our annual anonymous employee engagement survey reported an employee satisfaction rating of approximately 90% in 2021, which we attribute to our focus and commitment to our employees.

We prioritize employee engagement through a range of cross-functional, multi-level communication mediums, including small working group lunches, company-wide town halls, management off-sites, and charitable volunteer activities, which continued in virtual forums during the COVID-19 pandemic. Through employee participation in our corporate philanthropic initiatives across our global offices, we are committed to giving back to the communities in which we operate, and we believe that these initiatives also support our efforts to attract and retain employees. We provide company-supported time off to encourage employees in their charitable endeavors. We also have a formal program to match employee donations to eligible non-profit institutions through AMG and The AMG Charitable Foundation. Through our matching program as well as through direct grants, AMG and The AMG Charitable Foundation have made donations to approximately 400 organizations around the world.

We believe diversity and inclusion results in a highly creative and innovative workforce, and are committed to fostering and promoting an inclusive and diverse work environment. We seek to recruit the best people for the job without regard to gender, ethnicity or other protected traits, and it is our policy to comply fully with all domestic, foreign and local laws relating to discrimination in the workplace. We have achieved gender diversity of approximately 40% across management positions in our workforce, and more than 50% of our employees are women (in each case, excluding our U.S. retail distribution subsidiary). Further, three of seven (43%) independent members of our Board of Directors are women, with two of our Board committees chaired by women, and two of seven (29%) independent directors are ethnically diverse, in each case, above the average of S&P 500 companies. We continually seek to enhance the diversity of our employee base, as our employees around the world contribute their distinct perspectives to improve our business and the communities in which our businesses operate. Our executive management team has responsibility for diversity initiatives, in coordination with our Sustainability Committee, and reviews these initiatives with our Board of Directors at least annually.

Our Website

Our website is www.amg.com. Our website provides information about us, and, from time to time, we may use it to distribute material company information. We routinely post financial, investment performance, and other important information regarding the Company in the Investor Relations section of our website and we encourage investors to consult that section regularly. The Investor Relations section of our website also includes copies of our Annual Reports on Form 10-K, Quarterly Reports on Form 10-Q and Current Reports on Form 8-K, including exhibits, and any amendments to those reports filed or furnished with the SEC pursuant to Section 13(a) or 15(d) of the Securities Exchange Act of 1934, as amended. We make these reports available through our website as soon as reasonably practicable after our electronic filing of such materials with, or the furnishing of them to, the SEC. The information contained or incorporated on our website is not a part of this Annual Report on Form 10-K.

Item 1A. Risk Factors

We and our Affiliates face a variety of risks that are substantial and inherent in our businesses. The following are some of the more important factors that could affect our and our Affiliates' businesses. Certain statements in "Risk Factors" are forward-looking statements. See "Forward-Looking Statements."

RISKS RELATED TO OUR INDUSTRY, BUSINESS AND OPERATIONS

Our financial results depend on our Affiliates' receipt of asset- and performance-based fees, and are impacted by investment performance, as well as changes in fee levels, product mix, and the relative levels of assets under management among our Affiliates.

Our financial results depend on our Affiliates' receipt of asset- and performance-based fees, which may vary substantially from year to year. Our Affiliates' ability to maintain current fee levels depends on a number of factors, including our Affiliates' investment performance, as well as competition and trends in the asset management industry, including investor demand for passively-managed products, including exchange traded funds, that typically carry lower fee rates, or preferences for other developing strategies or trends. Further, different types of assets under management can generate different ratios of asset-based fees to assets under management ("asset-based fee ratio"), based on factors such as the investment strategy and the type of client. Thus, a change in the composition of our assets under management, either within an Affiliate or among our Affiliates, could result in a decrease in our aggregate fees even if our aggregate assets under management remains unchanged or increases. Products that use fee structures based on investment performance may also vary significantly from period to period, depending on the investment performance of the particular product. For some of our Affiliates, performance-based fees include a high-watermark provision, which generally provides that if a product underperforms on an absolute basis or relative to its benchmark, it must regain such underperformance before the Affiliate will earn any performance-based fees. In addition, in the ordinary course of business, our Affiliates may reduce or waive fees on certain products for particular time periods, to attract or retain assets or for other reasons. No assurances can be given that our Affiliates will be able to maintain current fee structures or levels. A reduction in the fees that our Affiliates receive could have an adverse impact on our financial condition and results of operations.

Additionally, our structured partnership interests are tailored to meet the needs of each Affiliate and are therefore varied, and our earnings may be adversely affected by changes in the relative performance or in the relative levels and mix of assets under management among our Affiliates, independent of our aggregate operating performance measures. Further, certain Affiliates contribute more significantly to our results than other Affiliates and, therefore, changes in fee levels, product mix, assets under management, or investment performance of such Affiliates could have a disproportionate adverse impact on our financial condition and results of operations.

Our financial results could be adversely affected by any reduction in our assets under management, which could reduce the asset- and performance-based fees earned by our Affiliates.

Our financial results may be impacted by changes in the total level of our assets under management. The total level of our assets under management generally or with respect to particular products or Affiliates could be adversely affected by conditions outside of our control, including:

- a decline in the market value of our assets under management, due to declines or heightened volatility in the capital markets, fluctuations in foreign currency exchange rates and interest rates, inflation rates or the yield curve, and other market factors;
- changes in investor risk tolerance or investment preferences, which could result in investor allocations away from return-oriented strategies offered by our Affiliates;
- our Affiliates' ability to attract and retain client assets and market products and services, which may be impacted by investment performance, client relationships, demand for product and service offerings, including ESG strategies or products addressing other developing trends, and the prices of securities generally;
- global economic conditions, which may be exacerbated by changes in the equity or debt markets;
- financial crises, political or diplomatic developments, public health crises, such as pandemics, trade wars, social or civil unrest, insurrection, war, terrorism, natural disasters, or risks associated with global climate change; and
- other factors that are difficult to predict.

A reduction in our assets under management could adversely affect the fees payable to our Affiliates and, ultimately, our financial condition and results of operations.

If our or our Affiliates' reputations are harmed, we could suffer losses in our business and financial results.

The success of our business depends on earning and maintaining the trust and confidence of our Affiliates and our stockholders, our ability to compete for future investment opportunities, and our and our Affiliates' reputations among existing and potential clients. Our and our Affiliates' reputations are critical to our business and could be impacted by events that may be difficult or impossible to control, and costly or impossible to remediate. For example, alleged or actual failures by us, our Affiliates or our respective employees to comply with applicable laws, rules or regulations, errors in our public reports, cyber-attack or data breach incidents, expectations and perceptions of our or our Affiliates' ESG practices or human capital management, threatened or actual litigation against us, any of our Affiliates or our respective employees, or the public announcement and potential publicity surrounding any of these issues, even if inaccurate, satisfactorily addressed, or if no violation or wrongdoing actually occurred, could adversely impact our or our Affiliates' reputations and their relationships with clients, our relationships with our Affiliates, and our ability to negotiate agreements with new independent investment firms, any of which could have an adverse effect on our financial condition and results of operations.

The asset management industry is highly competitive.

Our Affiliates compete with a broad range of domestic and foreign investment management firms, including public, private and client-owned investment advisers; firms managing passively-managed products, including exchange traded funds, as well as other firms managing return-oriented strategies; firms associated with securities broker-dealers, financial institutions, insurance companies, private equity firms, sovereign wealth funds; and other entities. These firms may have significantly greater financial, technological, and marketing resources, captive distribution and assets under management, and many of these firms offer an even broader array of products and services in particular investment strategies. These firms may also compete by seeking to capitalize on a trend towards institutions consolidating the number of investment managers they work with. Competition from these firms may reduce the fees that our Affiliates can obtain for investment management services, or could impair our Affiliates' ability to attract and retain client assets. We believe that our Affiliates' ability to compete effectively with other firms depends upon our Affiliates' strategies, including ESG strategies or products addressing other developing trends, investment performance, reputations, client relationships, fee structures, client-servicing capabilities, and the marketing and distribution of their investment strategies, among other factors. See "Competition" in Item 1. Our Affiliates may not compare favorably with their competitors in any or all of these categories. From time to time, our Affiliates may also compete with each other for clients.

Investment management contracts are subject to termination on short notice.

Through our Affiliates, we derive almost all of our asset- and performance-based fees from clients pursuant to investment management contracts. While certain of our Affiliates' private equity and alternative products have long-term commitment periods, many of our Affiliates' investment management contracts are terminable by the client without penalty upon relatively short notice (typically not longer than 60 days). We cannot be certain that our Affiliates will be able to retain their existing clients or attract new clients. If our Affiliates' clients terminate their investment management contracts or withdraw a substantial amount of assets, it is likely to harm our results of operations. In addition, investment management contracts with mutual funds or other retail products are subject to annual approval by the fund's board of directors.

We may need to raise additional capital in the future, and existing or future resources may not be available to us in sufficient amounts or on acceptable terms.

While we believe that our existing cash resources and cash flow from operations will be sufficient to meet our working capital needs for normal operations for the foreseeable future, our continuing acquisitions of interests in independent investment firms and our other strategic initiatives may require additional capital. Further, we have significant purchase obligations relating to Affiliate equity interests, and it is difficult to predict the frequency and magnitude of these purchases. As of December 31, 2021, the current redemption value relating to Affiliate equity purchase obligations was presented within Redeemable non-controlling interests on our Consolidated Balance Sheets and was \$673.9 million, which includes \$25.0 million of consolidated Affiliate sponsored investment products primarily attributable to third-party investors. See "Liquidity and Capital Resources-Affiliate Equity" in Item 7 and Notes 18 and 19 of the Consolidated Financial Statements. These obligations may require more cash than is then available from our existing cash resources and cash flows from operations. Thus, we may need to raise capital through additional borrowings or by selling shares of our common stock or other equity or debt securities, or otherwise refinance a portion of these obligations.

As of December 31, 2021, we had outstanding debt of \$2.6 billion. Our level of indebtedness may increase if we fund future investments or other expenses through borrowings. Any additional indebtedness could increase our vulnerability to general adverse economic and industry conditions and may require us to dedicate a greater portion of our cash flows from operations to payments on our indebtedness.

The financing activities described above could increase our Interest expense, decrease our Net income (controlling interest) or dilute the interests of our existing stockholders. In addition, our access to additional capital, and the cost of capital we are able to access, is influenced by a number of factors, including the state of global credit and equity markets, interest rates, credit spreads and our credit ratings. We are rated A3 by Moody's Investors Service and BBB+ by S&P Global Ratings. A reduction in our credit ratings could also increase our borrowing costs under our credit facilities or, in certain cases, give rise to a termination right by the counterparty under our derivative financial instruments.

Our debt agreements impose certain covenants relating to the conduct of our business, including financial covenants under our credit facilities, any breach of which could result in the acceleration of the repayment of any amounts borrowed or outstanding thereunder.

Our debt agreements contain customary affirmative operating covenants and negative covenants that, among other things, place certain limitations on our and our subsidiaries' ability to incur debt, merge or transfer assets, and create liens and, in the case of our credit facilities, require us to maintain specified financial ratios, including a maximum leverage ratio and a minimum interest coverage ratio. The breach of any covenant (either due to our actions or omissions or, in the case of financial covenants, due to a significant and prolonged market-driven decline in our operating results) could result in a default under the applicable debt agreement and, in the case of our credit facilities, lenders could refuse to make further extensions of credit to us. Further, in the event of certain defaults, amounts borrowed under our debt agreements, together with accrued interest and other fees, could become immediately due and payable. If any indebtedness were to become subject to accelerated repayment, we may not have sufficient liquid assets to repay such indebtedness in full.

We have substantial intangibles on our balance sheet, and any impairment of our intangibles could adversely affect our financial condition and results of operations.

As of December 31, 2021, our total assets were \$8.9 billion, of which \$4.7 billion were intangibles, and \$2.1 billion were equity method investments in Affiliates, an amount primarily composed of intangible assets. We cannot be certain that we will realize the value of such intangible assets. Our intangible assets may become impaired as a result of any number of factors, including changes in market conditions, declines in the value of assets under management, client attrition, product performance, reductions in fee rates, and changes in strategic objectives or growth prospects of an Affiliate. An impairment of our intangible assets or an other-than-temporary decline in the value of our equity method investments could adversely affect our financial condition and results of operations. Determining the value of intangible assets, and evaluating them for impairment, requires management to exercise significant judgment. In recent periods, we have recorded expenses to reduce the carrying value to fair value of certain Affiliates and certain acquired client relationships, and may experience similar impairment events in future reporting periods. See "Critical Accounting Estimates and Judgments" in Item 7 and Notes 10 and 11 of the Consolidated Financial Statements.

Market risk management activities may adversely affect our liquidity and results of operations.

From time to time, we and our Affiliates seek to offset exposure to changes in interest rates, foreign currency exchange rates, and markets by entering into derivative financial instruments. See Note 7 of the Consolidated Financial Statements. The scope of these risk management activities is selective and varies based on the level and volatility of interest rates, foreign currency exchange rates, and other changing market conditions. We and our Affiliates do not seek to hedge exposure to all market risks, which means that exposure to certain market risks is not limited. Further, the use of derivative financial instruments does not entirely eliminate the possibility of fluctuations in the value of the underlying position or prevent losses if the value of the position declines, and also can limit the opportunity for gain if the value of the position increases. There can be no assurance that our or our Affiliates' derivative financial instruments will meet their overall objective or that we or our Affiliates will be successful in entering into such instruments in the future. Further, while hedging arrangements may reduce certain risks, such arrangements themselves may entail other risks, may generate significant transaction costs, and may require the posting of cash collateral. For example, if our or our Affiliates' counterparties fail to honor their obligations in a timely manner, including any obligations to return posted collateral, our liquidity and results of operations could be adversely impacted.

The replacement of benchmark indices, including the London Interbank Offered Rate ("LIBOR"), introduces a number of risks for us, our Affiliates and their clients, and for the global asset management industry more broadly.

Financial benchmarks have been the subject of national, international, and other regulatory guidance and reforms. As of the end of 2021, LIBOR has been discontinued for certain currency settings, including all sterling and euro settings, and is expected to be discontinued for U.S. dollar settings by June 2023 and replaced with the Secured Overnight Financing Rate. There remains uncertainty as to the timing of the remaining transition, the performance of replacement rates, and the performance of LIBOR during the transition period. These changes and uncertainties, including potential changes in the valuation of financial instruments linked to benchmark indices, could impact Affiliate sponsored investment products, investments, derivatives or other instruments, and may result in pricing, operational and legal implementation risks. Further, the changes could result in an increase in our or our Affiliates' debt service costs. These changes and uncertainties in benchmark indices may have an adverse effect on our financial condition and results of operations.

The ongoing COVID-19 pandemic, or an outbreak of another highly infectious or contagious disease, could adversely affect our business, financial condition and results of operations.

As of the date of this Form 10-K, the outbreak of COVID-19, which the World Health Organization declared a Public Health Emergency of International Concern in early 2020, is ongoing. This pandemic has adversely impacted the global economy and contributed to significant volatility in equity and debt markets. Over the course of the pandemic, many jurisdictions instituted quarantines, imposed limitations on travel, and restricted access to offices and public venues, some of which are ongoing or may reoccur, and many businesses implemented similar precautionary measures. Such measures, as well as the general uncertainty surrounding the containment and impact of COVID-19, have created significant disruption in economic activity.

These developments, including the duration, spread, and severity of the pandemic, the effectiveness of vaccines, the terms and duration of restrictions or limitations on travel and access to offices and public venues, and the impact on the global economy and financial markets, as well as the extent of the impact on us and our Affiliates, remain difficult to predict and will depend on a number of factors, including actions taken by governmental authorities and other third parties that are not within our control. If financial markets become depressed for a prolonged period as a result of COVID-19 or another pandemic or public health crisis, our assets under management, aggregate fees, and earnings could be adversely affected and our intangible assets could become impaired. These developments could also increase our costs of capital or reduce the availability of credit, adversely change the interest rates or credit ratings applicable to us, or adversely impact our ability to make investments in independent investment firms and to pursue other strategic partnerships. Additionally, although we maintain contingency plans for pandemics and we and our Affiliates have remained fully operational throughout the pandemic, the further spread of COVID-19, or an outbreak of another contagious disease, could also impact the availability of key personnel necessary to conduct our or our Affiliates' businesses or the business and operations of third parties that perform critical services for our or our Affiliates' businesses.

These factors and others relating to the COVID-19 pandemic, or of another highly infectious or contagious disease, could adversely affect our business, financial condition, and results of operations, or cause volatility in the market price of our common stock.

RISKS RELATED TO OUR STRATEGY AND OUR STRUCTURED PARTNERSHIPS WITH AFFILIATES

Our growth strategy depends in part upon our ability to make investments in independent investment firms and to pursue other strategic partnerships.

Our continued success in investing in independent investment firms will depend upon our ability to find suitable firms in which to invest or make additional investments in our existing Affiliates, our ability to negotiate agreements with such firms on acceptable terms, maintaining our relationships with prospects and our reputation as a leading partner to these firms, and our ability to raise the capital necessary to finance such transactions. The market for acquisitions of interests in these firms is highly competitive. Many other public and private financial services companies, including commercial and investment banks, private equity firms, sovereign wealth funds, insurance companies, and investment management firms, also invest in independent investment firms and may have significantly greater resources than we do. In addition to direct competition on particular prospects, these firms can also negatively impact the volume and value of transactions more broadly. Further, our long-term innovative partnership approach with our Affiliates is designed to provide succession planning and enhanced equity incentives for management equity owners, and the management of some target firms may prefer terms and structures offered by our competitors.

The success of our investments depends on our and our Affiliates' ability to grow their businesses and carry out their management succession plans. In addition, our investments involve a number of risks, including the existence of unknown liabilities that may arise after making an investment, some of which may depend upon factors that are not under our control.

We may not be successful in making investments in new firms or maintaining existing investments, and any firms that we do invest in may not have favorable results or performance following our investment, which could have an adverse effect on our financial condition and results of operations. Further, the consummation of our announced investments is generally subject to a number of closing conditions, contingencies and approvals, including, but not limited to, obtaining certain consents of the independent investment firm's clients and applicable regulatory approvals. In the event that an announced transaction is not consummated, we may experience a decline in the price of our common stock.

Our growth strategy also includes pursuing strategic partnerships in areas where we can assist our Affiliates in growing and diversifying their businesses. These strategic partnerships may involve risks and require resources and investment, and there is no certainty that such partnerships will deliver the anticipated benefits over the expected time frame or at all.

The structure of our partnership interests in our Affiliates may expose us to unanticipated changes in Affiliate revenue, operating expenses, and other commitments, which we may not anticipate and may have limited ability to control.

For a majority of our Affiliates, we use structured partnership interests in which we contractually share in the Affiliate's revenue without regard to expenses. In this type of structured partnership interest, the Affiliate allocates a specified percentage of its revenue to us and Affiliate management, while using the remainder of its revenue for operating expenses and for additional distributions to Affiliate management. In these types of structures, while our distributions generally have priority, our agreed allocations may not anticipate changes in the revenue and operating expense base of the Affiliate, and the revenue remaining after our specified share is allocated to us may not be large enough to cover all of the Affiliate's operating expenses, which could result in a reduction of the amount allocated to us or could negatively impact the Affiliate's operations and prospects.

For other Affiliates, we use structured partnership interests in which we contractually share in the Affiliate's revenue less agreed-upon expenses. This type of partnership interest allows us to benefit from any increase in revenue or any decrease in the agreed-upon expenses, but also exposes us to any decrease in revenue or any increase in such expenses. The degree of our exposure to expenses from these structured partnership interests varies by Affiliate and includes Affiliates in which we fully share in the expenses of the business. In these types of structures, we may have limited or no ability to control the level of expenses at the Affiliate, and our distributions generally do not have priority. Further, the impact of Affiliate expenses on our earnings and our stock price could increase if the portion of our earnings derived from such Affiliates increases.

As a result of these factors, unanticipated changes in revenue, operating expenses, or other commitments at any of our Affiliates could leave the Affiliate with a shortfall in remaining funds for distribution to us or Affiliate management, or for funding their operations. Changes in the global marketplace in particular could result in rapid changes to our Affiliates' earnings or expenses, and our Affiliates may be unable to make appropriate expense reductions in a timely manner to respond to such changes. Any of these developments could have an adverse effect on our financial condition generally, and on our results of operations for the applicable reporting period.

Additionally, regardless of the particular structure, we may elect to defer or forgo the receipt of our share of an Affiliate's revenue or earnings, or to adjust any expenses allocated to us, to permit the Affiliate to fund expenses in light of unanticipated changes in revenue or operating expenses, with the aim of maximizing the long-term benefits for us and the Affiliate. These types of activities could increase during periods where an Affiliate's revenues decline rapidly or other events occur that impact the Affiliate's expenses or operations. We cannot be certain that any such deferral or forbearance would be of any greater long-term benefit to us, and such a deferral or forbearance may have an adverse effect on our near- or long-term financial condition and results of operations.

We may reposition or divest our equity interests in our Affiliates, and we cannot be certain that any such repositioning or divestment will benefit us in the near- or long-term.

From time to time, we may reposition our relationships with our Affiliates, which could, among other things, include changes to our structured partnership interests, including changes in our ownership level and in the calculation of our share of revenue and/or operating expenses. Such repositioning may be done in order to address an Affiliate's succession planning, changes in its revenue or operating expense base, our or the Affiliate's strategic planning, or other developments. Any repositioning of our interest in an Affiliate may result in increased exposure to changes in the Affiliate's revenue and/or operating expenses, or in additional investments or commitments from us, or could increase or reduce, or change the structure of, our interest in the Affiliate. In some cases, this could result in the full divestment of our interest to Affiliate management or to a third-party, or in our acquisition of all of the equity interests of the Affiliate. In addition, certain of our Affiliates accounted for under the equity method have customary rights in certain circumstances to restructure or sell a majority interest in their firm

to a third-party and to cause us to participate in such restructuring or sale. Any such changes could have an adverse impact on our financial condition and results of operations.

We and our Affiliates rely on certain key personnel and cannot guarantee their continued service.

We depend on the efforts of our executive officers and our other officers and employees. Our executive officers, in particular, play an important role in the stability and growth of our existing Affiliates and in identifying potential investments in independent investment firms. There is no guarantee that these executive officers will remain with the Company. We generally do not have employment agreements with our executive officers, although each has a significant deferred equity interest in the Company and is subject to non-solicitation and non-competition restrictions that may be triggered upon their departure. Further, we seek to attract and retain our key officers and employees through a number of initiatives and programs, including developing a strong values-based culture, a commitment to career development, employee engagement, attractive compensation and benefits programs, attention to succession planning, and fostering of diversity and inclusion, any of which may not be successful in contributing to the retention of such employees. Changes in our management team, in particular, may be disruptive to our business, and failure to attract and retain members of our executive or senior management team, or to effectively implement and manage appropriate succession plans, could adversely affect our business, financial condition, and results of operations.

In addition, our Affiliates depend heavily on the services of key principals who, in many cases, have managed their firms for many years. These principals often are primarily responsible for their firm's investment decisions. Although we use a combination of economic incentives, transfer restrictions and, in some instances, non-solicitation, non-competition, and employment agreements in an effort to retain key Affiliate personnel, there is no guarantee that these principals will remain with their firms. Since certain of our Affiliates contribute more significantly to our revenue than other Affiliates, the loss of key personnel at these Affiliates could have a disproportionately adverse impact on our business, financial condition and results of operations.

RISKS RELATED TO OUR COMMON STOCK

Equity markets and our common stock have been volatile.

The market price of our common stock has experienced and may continue to experience volatility, and the broader equity markets have experienced and may continue to experience significant price and volume fluctuations as a result of the COVID-19 pandemic or other factors. In addition, announcements of our financial and operating results or other material information, including changes in net client cash flows and assets under management, changes in our financial guidance or our failure to meet such guidance, our new investments activity, changes in general conditions in the economy or the financial markets, perceptions regarding our ESG profile, and other developments affecting us, our Affiliates or our competitors, as well as geopolitical, social, regulatory, capital markets, economic, and business factors unrelated to us, could cause the market price of our common stock to fluctuate substantially.

The sale or issuance of substantial amounts of our common stock, or the expectation that such sales or issuances will occur, could adversely impact the price of our common stock.

The sale or issuance of substantial amounts of our common stock in the public market could adversely impact its price. In connection with our financing activities, we have issued junior convertible trust preferred securities and entered into an equity distribution program, either of which may result in the issuance of our common stock upon the occurrence of certain events. We also have exercisable options outstanding and unvested restricted stock that have been awarded under our share-based incentive plans. Additionally, we have the right to settle certain Affiliate equity purchase obligations with shares of our common stock. Moreover, in connection with future financing activities, we may issue additional convertible securities or shares of our common stock, including through forward equity transactions. Any such issuance of shares of our common stock could have the effect of substantially diluting the interests of our current equity holders. In the event that a large number of shares of our common stock are sold or issued in the public market, or the expectation that such sales or issuances will occur, the price of our common stock may decline as a result.

Provisions in our organizational documents, Delaware law, and other factors could delay or prevent a change in control of the Company, or adversely affect our financial results in periods prior to and following a change in control.

Provisions in our charter and by-laws and anti-takeover provisions under Delaware law could discourage, delay, or prevent an unsolicited change in control of the Company. These provisions may also have the effect of making it more difficult for third parties to replace our executive officers without the consent of our Board of Directors. These provisions include:

- the ability of our Board of Directors to issue preferred stock and to determine the terms, rights, and preferences of the preferred stock without stockholder approval;
- the prohibition on the right of stockholders to call meetings or act by written consent and limitations on the right of stockholders to present proposals or make nominations at stockholder meetings; and
- legal restrictions on mergers and other business combinations between us and any holder of 15 percent or more of our outstanding common stock.

Further, given our long-term innovative partnership approach with our Affiliates, which is designed to maintain their unique entrepreneurial cultures, investment independence, and operational autonomy in managing their businesses, a change in control may be viewed negatively by our Affiliates, impacting their relationships with us. Additionally, the disposition of certain of our Affiliates following a change in control could result in the immediate realization of taxes owed on any excess proceeds above our tax basis in the relevant Affiliate, which could impact the valuation a third-party may apply to us in a change in control. Any of the forgoing factors may inhibit a change in control in circumstances that could give our stockholders the opportunity to realize a premium over the market price of our common stock, or may result in negative impacts on our financial results in periods prior to and following a change in control.

In addition, a change in control of the Company or the acquisition of a large ownership position in shares of our outstanding common stock by a single holder may constitute a change in control for certain of our Affiliates for purposes of the Advisers Act and the Investment Company Act. In that case, absent client consents, the Affiliate's management agreements may be deemed to be "assigned" in violation of the agreement and, for mutual fund clients, will terminate. We cannot be certain that any required client consents (which the impacted Affiliates would need to be involved in requesting) would be obtained if such a change of control occurs. Any termination, deemed assignment or renegotiation of any of our Affiliates' management agreements could result in a reduction in our assets under management or the fees payable to our Affiliates and, ultimately, our aggregate fees. Further, certain of our Affiliates operate regulated businesses in jurisdictions outside of the U.S. that, in some cases, require regulatory notifications and other filings if a single stockholder acquires an ownership position in the Company exceeding certain specified thresholds, regardless of whether a change in control has occurred for purposes of the Advisers Act or the Investment Company Act. Such an ownership position could also trigger approvals under FINRA, for Affiliates operating a broker-dealer in the U.S. As a result, a large ownership position in our stock, whether or not resulting in a change of control of the Company, could result in increased regulatory reporting and compliance costs, and potential restrictions on our or our Affiliates' business activities, and could reduce the fees that our Affiliates receive under investment management contracts, any of which could have an adverse effect on the Company's financial condition and results of operations.

LEGAL AND REGULATORY RISKS

Our and our Affiliates' businesses are highly regulated.

Our and our Affiliates' businesses are subject to complex and extensive regulation by regulatory and self-regulatory authorities and exchanges in various jurisdictions around the world, which, for our Affiliates and our U.S. retail distribution subsidiary, include those applicable to investment advisers, as detailed in "Government Regulation" in Item 1. Applicable laws, rules and regulations impose requirements, restrictions, and limitations on our and our Affiliates' businesses, and can result in significant compliance costs. Further, this regulatory environment may be altered without notice by new laws or regulations, revisions to existing laws or regulations, or new or revised interpretations, guidance or enforcement priorities. Any determination of a failure to comply with applicable laws, rules or regulations could expose us, our Affiliates, or our respective employees to civil liability, criminal liability, or disciplinary or enforcement action, with penalties that could include the disgorgement of fees, fines, sanctions, suspensions, termination of adviser status, or censure of individual employees or revocation or limitation of business activities or registration, and may result in monetary losses that are not covered by insurance in adequate amounts or at all, any of which could have an adverse impact on our stock price, financial condition, and results of operations. Further, if we, any of our Affiliates or our respective employees were to fail to comply with applicable laws, rules, or regulations, or be named as a subject of an investigation or other regulatory action, the public announcement and potential publicity surrounding any such investigation or action could have an adverse effect on our or our Affiliates' reputations and on our stock price and result in increased costs, even if we, our Affiliates, or our respective employees were found not to have violated such laws, rules or regulations.

Recently implemented and proposed regulations globally have called for more stringent oversight of the financial services industry in which we and our Affiliates operate. In the U.S., the new presidential administration has shifted enforcement

priorities under existing regulations, and has been pursuing additional rulemaking, impacting public companies and the financial services industry, including private and public funds, in areas relating to ESG matters and disclosures, data security, and additional asset management disclosure and compliance requirements. These regulatory developments could adversely affect our and our Affiliates' businesses, increase compliance costs, require that we or our Affiliates curtail operations or investment offerings, or impact our and our Affiliates' access to capital and the market for our common stock.

Further, in recent years, regulators in the U.S., the UK, and other jurisdictions have expanded rules and devoted greater resources and attention to the enforcement of anti-bribery and anti-money laundering laws, and while we and our Affiliates have developed and implemented policies and procedures designed to comply with these rules, such policies and procedures may not be effective in all instances to prevent violations.

Our and our Affiliates' international operations are subject to foreign risks, including political, regulatory, economic, and currency risks.

We and certain of our Affiliates conduct business outside the U.S., and a number of our Affiliates are based outside the U.S. and, accordingly, are subject to risks inherent in doing business internationally. These risks may include difficulties in staffing and managing foreign operations, longer payment cycles, difficulties in collecting investment advisory fees receivable, different (and in some cases less stringent) legal, regulatory and accounting regimes, political instability, exposure to fluctuations in currency exchange rates, expatriation controls, expropriation risks, and potential adverse tax consequences. For example, our and our Affiliates' businesses may be impacted by the terms of trade agreements negotiated by the UK in connection with its exit from the European Union (the "EU"), which could result in fluctuations in exchange rates, disruptions in the capital markets, changes in investor risk tolerance or investment preferences, potential regulatory shifts resulting from the UK's status as a third-country with the EU, increased compliance and administrative costs, or other impacts. These potential impacts are driven in part by ongoing uncertainty that has accompanied the process around the UK's exit from the EU, including the extent to which the EU will permit reciprocal access to UK firms in the sphere of financial services under so-called "equivalence" arrangements. Further, regulations in the EU pertaining to integrating ESG topics may materially impact the asset management industry in member states that adopt such legislation. For example, the EU's new Sustainable Finance Disclosure Regulation ("SFDR") requires MiFID firms and AIFMs to take ESG factors into account in their organizational, risk and governance arrangements and are designed to, among other things, establish EU labels for green financial products, clarify managers' duties regarding sustainability in their investment decisions, and increase disclosure requirements relating to ESG matters including those relating to "greenwashing" (i.e., the holding out of a product as having green or sustainable characteristics where this is not, in fact, the case). Similar regulatory measures may be introduced in other jurisdictions in which we or our Affiliates currently have investments or plan to invest in the future, including in the U.S. and the UK. These types of ESG-related regulations could impact our or our Affiliates' businesses, increase regulatory and compliance costs, and adversely affect our profitability. In addition, as a result of operating internationally, certain of our Affiliates and our global distribution subsidiaries are subject to requirements under foreign regulations to maintain minimum levels of capital. Such capital requirements may be increased from time to time, which may have the effect of limiting withdrawals of capital and the payment of distributions to us or, if there were a significant change in the required capital or an extraordinary loss or charge against net capital at a particular Affiliate, could adversely impact such Affiliate's ability to expand or maintain operations. These or other risks related to our and our Affiliates' international operations may have an adverse effect on our business, financial condition, and results of operations.

Changes in tax laws or exposure to additional tax liabilities could have an adverse impact on our business, financial condition, and results of operations.

We are subject to income taxes as well as non-income-based taxes in the U.S. and certain foreign jurisdictions, and our Affiliates are generally subject to taxes in the jurisdictions in which they operate. Tax laws, regulations and administrative practices in these jurisdictions may be subject to significant change, with or without notice, and significant judgment is required in estimating and evaluating tax provisions and accruals. Our and our Affiliates' effective tax rates could be affected by a change in the mix of earnings with differing statutory tax rates, changes to our or their existing businesses, and changes in relevant tax, accounting or other laws, regulations, administrative practices, and interpretations. In the U.S., several tax reform bills and legislative proposals have been introduced under the current presidential administration that would raise the corporate tax rate and implement other reforms. If these or other similar proposals are ultimately enacted into legislation, they could materially impact our tax provision, deferred tax assets, tax liabilities and effective tax rate. Further, a portion of our earnings is from outside of the U.S., and the foreign government agencies in jurisdictions in which we and our Affiliates do business continue to focus on the taxation of multinational companies, and could implement changes to their tax laws. For example, changes in the tax laws of foreign jurisdictions could arise as a result of the base erosion and profit shifting ("BEPS") project undertaken by the Organization for Economic Co-operation and Development ("OECD"), which includes recommendations

that may be adopted in various jurisdictions in which we and our Affiliates do business. Any changes to federal, state or foreign tax laws, regulations, accounting standards or administrative practices, or the release of additional guidance, interpretations or other information, could impact our estimated effective tax rate and overall tax expense, as well as our earnings estimates, and could result in adjustments to our treatment of deferred taxes, including the realization or value thereof, or in unanticipated additional tax liabilities, any of which could have an adverse effect on our business, financial condition, and results of operations.

In addition, we and our Affiliates may be subject to tax examinations by certain federal, state, and foreign tax authorities. We regularly assess the likely outcomes of examinations that we are subject to, in order to determine the appropriateness of our tax provision; however, tax authorities may disagree with certain positions we have taken or may take, and may assess additional taxes and/or penalties and interest. There can be no assurance that we will accurately predict the outcomes of any examinations and the actual outcomes could have an adverse impact on our financial condition and results of operations.

We or our Affiliates may be involved in legal proceedings and regulatory matters from time to time, and we may be held responsible for liabilities incurred by certain of our Affiliates.

Our operating agreements with our Affiliates provide for governance structures that give Affiliate management the authority to manage and operate their businesses on a day-to-day basis, including investment management operations, marketing, product development, client relationships, employee matters, compensation programs, and compliance activities. As a consequence, our financial condition and results of operations may be adversely affected by problems stemming from the day-to-day operations of our Affiliates that we are not involved in, and where weaknesses or failures in internal processes or systems, legal or regulatory matters, or other operational challenges could lead to a disruption or cessation of our Affiliates' operations, liability to their clients, exposure to claims or disciplinary action, or reputational harm.

Certain of our Affiliates are limited liability companies or limited partnerships (or equivalent non-U.S. forms) of which we, or entities controlled by us, are the managing member or general partner (or equivalent). Consequently, to the extent that any of these Affiliates incur liabilities or expenses that exceed their ability to pay for them, we may be directly or indirectly liable for their payment. Similarly, an Affiliate's payment of distributions to us may be subject to claims by potential creditors, and an Affiliate may default on distributions that are payable to us. In addition, with respect to each of these Affiliates, we may be held liable in some circumstances as a control person for the acts of the Affiliate or its employees. Further, we also conduct distribution, sales, and marketing activities through our U.S. retail distribution subsidiary and our global distribution subsidiaries, to extend the reach of our Affiliates' own business development efforts, and any liability arising in connection with these activities, whether as a result of our own actions or the actions of our participating Affiliates, could result in direct liability to us. Accordingly, we and our Affiliates may face various claims, litigation, or complaints from time to time, and we cannot predict the eventual outcome of such matters, some of which may be resolved in a manner unfavorable to us or our Affiliates, or whether any such matters could become material to a particular Affiliate or us in any reporting period. See "Legal Proceedings" in Item 3. While we and our Affiliates maintain errors and omissions and general liability insurance in amounts believed to be adequate to cover potential liabilities, we cannot be certain that we or our Affiliates will not have claims or related expenses that exceed the limits of available insurance coverage, that the insurers will remain solvent and will meet their obligations to provide coverage, or that insurance coverage will continue to be available to us and our Affiliates with sufficient limits and at a reasonable cost. Any legal proceedings or regulatory matters that we or our Affiliates are subject to could, whether with or without merit, be time consuming and expensive to defend and could divert management attention and resources, and could result in judgments, findings, settlements, or allegations of wrongdoing that could adversely affect our or their reputation, current and future business relationships, and our financial condition and results of operations.

Our or our Affiliates' controls and procedures and risk management policies may be inadequate, fail or be circumvented, and operational risk could adversely affect our or our Affiliates' reputation and financial position.

We and our Affiliates have adopted various controls, procedures, policies, and systems to monitor and manage risk in our and their businesses. While we currently believe that our and our Affiliates' operational controls are effective, we cannot provide assurance that those controls, procedures, policies, and systems will always be adequate to identify and manage the internal and external risks in our and our Affiliates' various businesses. Furthermore, we or our Affiliates may have errors in business processes or fail to implement proper procedures in operating our respective businesses, which may expose us or our Affiliates to risk of financial loss or failure to comply with regulatory requirements. Additionally, although we and our Affiliates have systems and practices in place to monitor third-party service providers, such third parties are subject to similar risks. We and our Affiliates, as well as our respective service providers, are also subject to the risk that employees or contractors, or other third parties, may deliberately seek to circumvent established controls to commit fraud or act in ways that

are inconsistent with our or their controls, policies, and procedures, and which may be harder to monitor in remote work environments. The financial and reputational impact of control failures can be significant.

In addition, our and our Affiliates' businesses and the markets in which we and our Affiliates operate are continuously evolving. If our or our Affiliates' risk frameworks are ineffective, either because of a failure to keep pace with changes in the financial markets, regulatory requirements, our or our Affiliates' businesses, counterparties, clients, or service providers, or for other reasons, we or our Affiliates could incur losses, suffer reputational damage, or be out of compliance with applicable regulatory or contractual mandates or expectations.

Failure to maintain and properly safeguard an adequate technology infrastructure may limit our or our Affiliates' growth, result in losses or disrupt our or our Affiliates' businesses.

Our and our Affiliates' businesses are reliant upon financial, accounting, and technology systems and networks to process, transmit, and store information, including sensitive client and proprietary information, and to conduct many business activities and transactions with clients, advisers, regulators, vendors, and other third parties. The failure to implement, maintain, and safeguard an infrastructure commensurate with the size and scope of our and our Affiliates' businesses could impede productivity and growth, which could adversely impact our financial condition and results of operations. Further, we and our Affiliates rely on third parties for certain aspects of our respective businesses, including financial intermediaries, providers of technology infrastructure, and other service providers such as broker-dealers, custodians, administrators and other agents, as well as accounting, legal, and other professional advisors, and these parties are susceptible to similar risks.

Although we and our Affiliates take protective measures and endeavor to modify them as circumstances warrant, computer systems, software, networks, and mobile devices may be vulnerable to cyber-attacks, data privacy or security breaches, ransomware, social engineering, unauthorized access, theft, misuse, computer viruses, or other malicious code and other events that could have a security impact. Further, although we and our Affiliates have systems and practices in place to monitor the third parties on whom we and our Affiliates rely, such third parties may have similar vulnerabilities and may lack the necessary infrastructure or resources, or may otherwise fail, to adequately protect against or respond to any cyber-attacks, data breaches, or other incidents. If any such events occur, it could jeopardize confidential, proprietary, or other sensitive information of ours, our Affiliates and our respective clients, employees or counterparties that may be stored in, or transmitted through, internal or third-party computer systems, networks, and mobile devices, or could otherwise cause interruptions or malfunctions in our and our Affiliates' operations or those of our respective clients or counterparties, or in the operations of third parties on whom we and our Affiliates rely. Despite efforts to ensure the integrity of systems and networks, it is possible that we, our Affiliates or our respective third-party service providers may not be able to anticipate or to implement effective preventive measures against all threats, especially because the techniques used change frequently and can originate from a wide variety of sources. Further, human errors may occur from time to time at our third-party service providers' staff or among our or our Affiliates' employees, which can lead to or exacerbate security vulnerabilities or attacks. The increasing frequency and sophistication of these cyber threats, along with the recent shift to work-from-home environments and the increased use of personal mobile and computing technologies and third-party web conferencing services, have increased exposures to these security-related risks. As a result, we or our Affiliates could experience disruption, significant losses, increased costs, reputational harm, regulatory actions, or legal liability, any of which could have an adverse effect on our financial condition and results of operations. We or our Affiliates may be required to spend significant additional resources to modify protective measures or to investigate and remediate vulnerabilities or other exposures, and may be subject to litigation, regulatory investigations, and potential fines, and financial losses that are either not insured against fully or not fully covered through any insurance that we or our Affiliates maintain. Further, government and regulatory oversight of data privacy in particular has been growing in recent years, including through the EU's General Data Protection Regulation and the California Consumer Privacy Act, resulting in heightened data security and handling requirements, increased fines, and expanded incident response and reporting obligations. Recent well-publicized security breaches at other companies have exemplified security-related vulnerabilities, and may lead to further government and regulatory scrutiny and heightened security requirements.

Item 1B. Unresolved Staff Comments

None.

Item 2. Properties

We conduct our operations around the world using a combination of leased and owned facilities. While we believe we have suitable property resources currently, we will continue to evaluate our property needs and will adjust these resources as necessary. Our Affiliates also typically lease office space in the city or cities in which they conduct business, as appropriate for their respective business needs.

Item 3. Legal Proceedings

Governmental and regulatory authorities in the U.S. and other jurisdictions in which we and our Affiliates operate regularly make inquiries and administer examinations with respect to our and our Affiliates' compliance with applicable laws and regulations, and from time to time, we and our Affiliates may be parties to various claims, lawsuits, complaints, regulatory investigations, and other proceedings in the ordinary course of business.

Currently, there are no such claims, lawsuits, complaints, regulatory investigations, or other proceedings against us or our Affiliates that, in our opinion, would have a material adverse effect on our financial position, liquidity, or results of operations. However, there is no assurance as to whether or not any such matters could arise or have a material effect on our or our Affiliates' financial position, liquidity, or results of operations in any future reporting period.

Item 4. Mine Safety Disclosures

Not applicable.

PART II**Item 5. Market for Registrant's Common Equity, Related Stockholder Matters and Issuer Purchases of Equity Securities**

Our common stock is traded on the New York Stock Exchange (symbol: AMG). As of February 16, 2022, there were 81 stockholders of record, including banks, brokers, and other financial institutions holding shares in omnibus accounts for their customers (in total representing substantially all of the beneficial holders of our common stock).

Issuer Purchases of Equity Securities

Period	Total Number of Shares Purchased ⁽¹⁾	Average Price Paid Per Share	Total Number of Shares Purchased as Part of Publicly Announced Plans or Programs	Average Price Paid Per Share	Maximum Number of Shares that May Yet Be Purchased Under Outstanding Plans or Programs ⁽²⁾
October 1-31, 2021	130,941	\$ 156.05	130,941	\$ 156.05	4,033,025
November 1-30, 2021	161,235	180.15	123,313	178.08	3,909,712
December 1-31, 2021	471,227	164.67	471,227	164.67	3,438,485
Total	763,403	166.46	725,481	165.39	

⁽¹⁾ Includes shares surrendered to the Company to satisfy tax withholding and/or option exercise price obligations in connection with stock swap and net settlement option exercise transactions, if any.

⁽²⁾ Our Board of Directors authorized share repurchase programs in January 2022 and January 2021 to repurchase up to 2.0 million and 5.0 million shares of our common stock, respectively, and these authorizations have no expiry. Purchases may be made from time to time, at management's discretion, in the open market or in privately negotiated transactions, including through the use of trading plans, as well as pursuant to accelerated share repurchase programs or other share repurchase strategies that may include derivative financial instruments.

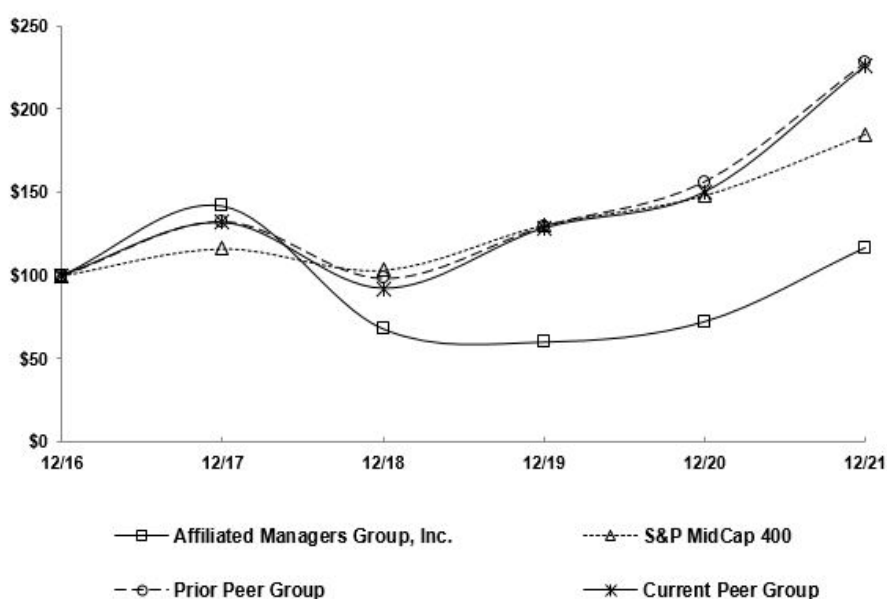
For the years ended December 31, 2019, 2020, and 2021, we repurchased 4.1 million, 5.0 million, and 3.5 million shares of our common stock at an average price per share of \$88.73, \$86.35, and \$146.54, respectively. Between January 1, 2022 and February 16, 2022, we repurchased 0.8 million shares of our common stock in the open market for approximately \$110 million.

Performance Graph

Our peer group comprises AllianceBernstein Holding L.P., Ameriprise Financial, Inc., Ares Management Corporation, Artisan Partners Asset Management Inc., The Carlyle Group Inc., Federated Hermes, Inc., Franklin Resources, Inc., Invesco Ltd., Janus Henderson Group plc, Lazard Ltd., Victory Capital Holdings, Inc. and Virtus Investment Partners, Inc. Prior to this year, our peer group also included T. Rowe Price Group, Inc. and did not include Artisan Partners Asset Management Inc., The Carlyle Group Inc., Federated Hermes, Inc., Victory Capital Holdings, Inc., and Virtus Investment Partners, Inc. Our peer group was revised in 2021 to include comparators with market capitalizations and business scope (including alternative-focused asset management businesses) that are more in line with our own, given the ongoing evolution of our business, and to replace peers impacted by industry consolidation. The following graph compares the cumulative stockholder return on our common stock from December 31, 2016 through December 31, 2021, with the cumulative total return, during the same period, on the Standard & Poor's MidCap 400 Index, our prior peer group, and our current peer group. The comparison below assumes the investment of \$100 on December 31, 2016 in our common stock and each of the comparison indices and, in each case, assumes reinvestment of all dividends.

COMPARISON OF 5 YEAR CUMULATIVE TOTAL RETURN*

Among Affiliated Managers Group, Inc., the S&P MidCap 400 Index,
Prior Peer Group and Current Peer Group



*\$100 invested on 12/31/16 in stock or index, including reinvestment of dividends.
Fiscal year ending December 31.

Item 7. Management’s Discussion and Analysis of Financial Condition and Results of Operations

The following executive overview, which summarizes the significant trends affecting our results of operations and financial condition, as well as the remainder of this Management’s Discussion and Analysis of Financial Condition and Results of Operations of Affiliated Managers Group, Inc. and its subsidiaries, should be read in conjunction with the “Forward-Looking Statements” section set forth in Part I and the “Risk Factors” section set forth in Item 1A of Part I of this Annual Report on Form 10-K and in any more recent filings with the SEC, and with our Consolidated Financial Statements and the notes thereto contained elsewhere in this Annual Report on Form 10-K.

Our discussion and analysis of the key operating performance measures and financial results for fiscal year 2021 compared to fiscal year 2020 is included herein. For discussion and analysis of fiscal year 2020 compared to fiscal year 2019, please refer to “Management’s Discussion and Analysis of Financial Condition and Results of Operations” in Item 7 of Part II in our Annual Report on Form 10-K for the fiscal year ended December 31, 2020, which was filed with the SEC on February 19, 2021.

Executive Overview

We are a leading partner to independent active investment management firms globally. Our strategy is to generate long-term value by investing in a diverse array of high-quality partner-owned investment firms, referred to as “Affiliates,” through a proven partnership approach, and allocating resources across our unique opportunity set to the areas of highest growth and return. Our innovative partnership approach enables each Affiliate’s management team to own significant equity in their firm while maintaining operational and investment autonomy. In addition, we offer our Affiliates growth capital, global distribution, and other strategic value-added capabilities, which enhance the long-term growth of these independent businesses and enable them to align equity incentives across generations of principals to build enduring franchises. As of December 31, 2021, our aggregate assets under management were approximately \$814 billion across a broad range of return-oriented strategies.

New Investments

In 2021, we completed majority investments in Parnassus Investments, a leading independent ESG-dedicated fund manager, and Abacus Capital Group LLC, a high-quality real estate investment firm focused on the U.S. multi-family sector. We also completed minority investments in Boston Common Asset Management LLC, a pioneer in global sustainable and impact investing, and OCP Asia Limited, a leading alternative manager in private markets, providing customized secured lending solutions across the Asia-Pacific region, both of which are accounted for under the equity method of accounting. Following the close of these transactions, Affiliate partners continue to hold a substantial portion of the equity in their respective business and direct its day-to-day operations.

In January 2022, we completed an additional investment in Systematica Investments (“Systematica”), an innovative technology-driven systematic manager. Following the close of the transaction, our investment continues to be accounted for under the equity method of accounting and Systematica partners continue to hold a majority of the equity of the business and direct its day-to-day operations.

Operating Performance Measures

Under accounting principles generally accepted in the U.S. (“GAAP”), we are required to consolidate certain of our Affiliates and use the equity method of accounting for others. Whether we consolidate an Affiliate or use the equity method of accounting, we maintain the same innovative partnership approach and provide support and assistance in substantially the same manner for all of our Affiliates. Furthermore, all of our Affiliates are investment managers and are impacted by similar marketplace factors and industry trends. Therefore, our key aggregate operating performance measures are important in providing management with a more comprehensive view of the operating performance and material trends across our entire business.

The following table presents our key aggregate operating performance measures:

(in billions, except as noted)	As of and for the Years Ended December 31,				
	2019	2020	% Change	2021	% Change
Assets under management	\$ 722.5	\$ 716.2	(1)%	\$ 813.8	14 %
Average assets under management	758.1	664.4	(12)%	761.7	15 %
Aggregate fees (in millions)	4,962.7	4,626.4	(7)%	5,611.4	21 %

Assets under management, and therefore average assets under management, include the assets under management of our consolidated and equity method Affiliates. Assets under management is presented on a current basis without regard to the timing of the inclusion of an Affiliate's financial results in our operating performance measures and Consolidated Financial Statements. Average assets under management reflects the timing of the inclusion of an Affiliate's financial results in our operating performance measures and Consolidated Financial Statements. Average assets under management for mutual funds and similar retail investment products represents an average of the daily net assets under management, while for institutional and high net worth clients, average assets under management generally represents an average of the assets at the beginning or end of each month during the applicable period.

Aggregate fees consist of the total asset- and performance-based fees earned by all of our consolidated and equity method Affiliates. For certain of our Affiliates accounted for under the equity method, we report aggregate fees and the Affiliate's financial results in our Consolidated Financial Statements one quarter in arrears. Aggregate fees are provided in addition to, but not as a substitute for, Consolidated revenue or other GAAP performance measures.

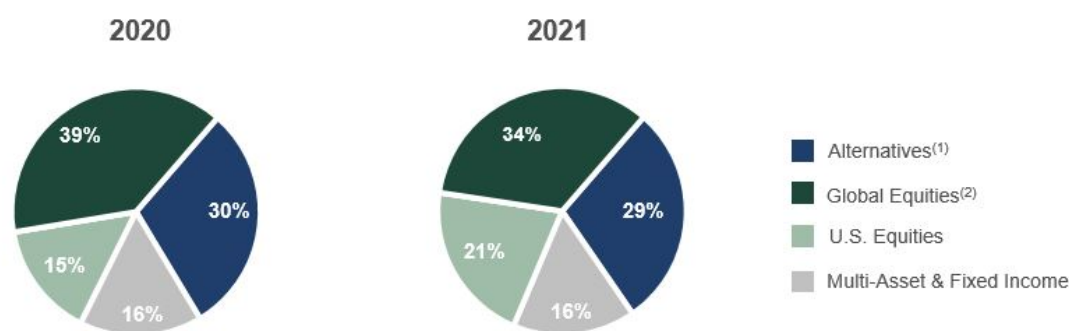
Assets Under Management

Through our Affiliates, we provide a comprehensive and diverse range of return-oriented strategies designed to assist institutional, retail, and high net worth clients worldwide in achieving their investment objectives. We continue to see demand for return-oriented strategies, and have been experiencing net inflows in areas of secular growth, including private markets, liquid alternatives, Asia, wealth management, and ESG. In addition, investor demand for passively-managed products, including exchange traded funds, has continued, and we have experienced outflows in certain equity strategies consistent with this industry-wide trend. However, we believe the best performing and most differentiated active equity managers (whether global-, regional-, or country-specific) will continue to have significant opportunities to grow as a result of performance and client demand trends. We believe we are well-positioned to benefit from these trends. In some cases, if product returns exceed certain performance thresholds, we will participate in performance-based fees; however, we do not anticipate these fees will be a significant component of our Consolidated revenue as these fees are predominantly earned by our Affiliates accounted for under the equity method. We also anticipate that independent investment firms will continue to seek access to an evolving range of partnership solutions, and that we have a significant opportunity to invest in outstanding firms across the global asset management industry.

While the ongoing COVID-19 pandemic continued to have a significant impact on the global economy, we and our Affiliates remained fully operational and experienced minimal disruption in our ability to serve our key stakeholders, most importantly our clients. The extent of the impact on our business operations, performance measures, including assets under management, and financial results will depend on a number of factors and future developments, which are uncertain and cannot be predicted.

The following charts present information regarding the composition of our assets under management by strategy as of December 31, 2020 and 2021:

Assets Under Management by Strategy



- ⁽¹⁾ Alternatives include illiquid alternative strategies, which accounted for 14% and 15% of our assets under management as of December 31, 2020 and 2021, respectively.
- ⁽²⁾ Global equities include emerging markets strategies, which accounted for 9% and 6% of our assets under management as of December 31, 2020 and 2021, respectively.

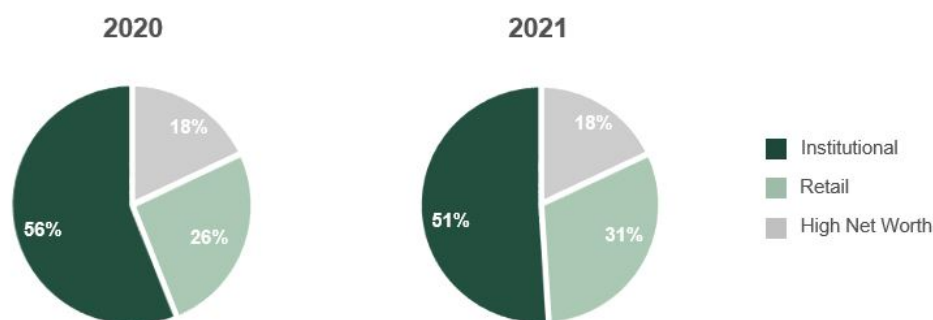
The following table presents changes in our assets under management by strategy:

<i>(in billions)</i>	Alternatives	Global Equities	U.S. Equities	Multi-Asset & Fixed Income	Total
December 31, 2020	\$ 216.5	\$ 278.5	\$ 103.5	\$ 117.7	\$ 716.2
Client cash inflows and commitments	46.5	38.3	25.7	25.7	136.2
Client cash outflows	(25.2)	(72.3)	(33.0)	(24.2)	(154.7)
Net client cash flows	21.3	(34.0)	(7.3)	1.5	(18.5)
New investments	4.0	2.9	51.7	0.4	59.0
Market changes	11.3	31.3	23.0	10.7	76.3
Foreign exchange ⁽¹⁾	(0.5)	(0.7)	(0.1)	(0.1)	(1.4)
Realizations and distributions (net)	(12.4)	(0.4)	(0.2)	(0.2)	(13.2)
Other ⁽²⁾	(2.0)	(0.1)	0.1	(2.6)	(4.6)
December 31, 2021	\$ 238.2	\$ 277.5	\$ 170.7	\$ 127.4	\$ 813.8

- ⁽¹⁾ Foreign exchange reflects the impact of translating into U.S. dollars the assets under management of our Affiliates whose functional currency is not the U.S. dollar.
- ⁽²⁾ Other includes assets under management attributable to product transitions and reclassifications.

The following charts present information regarding the composition of our assets under management by client type as of December 31, 2020 and 2021:

Assets Under Management by Client Type



The following table presents changes in our assets under management by client type:

(in billions)	Institutional	Retail	High Net Worth	Total
December 31, 2020	\$ 401.0	\$ 189.3	\$ 125.9	\$ 716.2
Client cash inflows and commitments	58.4	50.9	26.9	136.2
Client cash outflows	(70.7)	(63.3)	(20.7)	(154.7)
Net client cash flows	(12.3)	(12.4)	6.2	(18.5)
New investments	8.3	49.6	1.1	59.0
Market changes	32.7	28.7	14.9	76.3
Foreign exchange ⁽¹⁾	(0.5)	(0.9)	—	(1.4)
Realizations and distributions (net)	(11.8)	(0.9)	(0.5)	(13.2)
Other ⁽²⁾	(3.6)	(0.9)	(0.1)	(4.6)
December 31, 2021	\$ 413.8	\$ 252.5	\$ 147.5	\$ 813.8

⁽¹⁾ Foreign exchange reflects the impact of translating into U.S. dollars the assets under management of our Affiliates whose functional currency is not the U.S. dollar.

⁽²⁾ Other includes assets under management attributable to product transitions and reclassifications.

The following tables present performance of our investment strategies, where available, measured by the percentage of assets under management ahead of their relevant benchmark:

	AUM Weight	% of AUM Ahead of Benchmark ⁽¹⁾		
		3-year	5-year	10-year
Liquid alternatives ⁽²⁾	14 %	78 %	60 %	74 %
Global equity ⁽²⁾	34 %	57 %	48 %	72 %
U.S. equity ⁽²⁾	21 %	56 %	72 %	77 %
Multi-asset and fixed income ⁽³⁾	16 %	N/A	N/A	N/A

	AUM Weight	% of AUM Ahead of Benchmark ⁽¹⁾	
		IRR Latest Vintage	IRR Last Three Vintages
Illiquid alternatives ⁽⁴⁾	15 %	79 %	83 %

- ⁽¹⁾ Past performance is not indicative of future results. Performance and AUM information is as of December 31, 2021 and is based on data available at the time of calculation. Product returns are sourced from Affiliates while benchmark returns are generally sourced via third-party subscriptions.
- ⁽²⁾ For liquid alternative, global equity, and U.S. equity products, performance is reported as the percentage of assets that have outperformed benchmarks across the indicated periods, and excludes market-hedging products. For purposes of investment performance comparisons, products are an aggregation of portfolios (separate accounts, investment funds, and other products) that each represent a particular investment objective, using the most representative portfolio for the performance comparison. Performance is presented for products with a three-, five-, and/or ten-year track record and is measured on a consistent basis relative to the most appropriate benchmarks. Benchmark appropriateness is generally reviewed annually to reflect any changes in how underlying portfolios/mandates are managed. Product and benchmark performance is reflected as total return and is annualized. Reported product performance is gross-of-fees for institutional and high-net-worth separate accounts, and generally net-of-fees across retail funds and other commingled vehicles such as hedge funds.
- ⁽³⁾ Multi-asset and fixed income products are mainly our wealth management and solutions offerings. These investment products are primarily customized toward wealth preservation, estate planning, and liability and tax management, and therefore are typically not measured against a benchmark.
- ⁽⁴⁾ For illiquid alternative products, performance is reported as the percentage of assets that have outperformed benchmarks on a since-inception internal rate of return basis. Benchmarks utilized include a combination of public market equivalents, peer medians, and absolute returns where benchmarks are not available. For purposes of investment performance comparisons, the latest vintage comparison includes the most recent vehicles and strategies (traditional long-duration investment funds, customized vehicles, and other evergreen vehicles and product structures) where meaningful performance is available and calculable. In order to illustrate the performance of our illiquid product category over a longer period of history, the last three vintages comparison incorporates the latest vintage vehicles and the prior two vintages for traditional long-duration investment funds, as well as additional vehicles and strategies launched during the equivalent time period as the last three vintages of traditional long duration investment funds. Due to the nature of these investments and vehicles, reported performance is typically on a three- to six-month lag basis.

Aggregate Fees

Aggregate fees consist of asset- and performance-based fees of our consolidated and equity method Affiliates. Asset-based fees include advisory and other fees earned by our Affiliates for services provided to their clients and are typically determined as a percentage of the value of a client's assets under management, generally inclusive of uncalled commitments. Performance-based fees are based on investment performance, typically on an absolute basis or relative to a benchmark or hurdle rate, and are generally recognized when it is improbable that there will be a significant reversal in the amount of revenue recognized. Performance-based fees are generally billed less frequently than asset-based fees, and although performance-based fees inherently depend on investment performance and will vary from period to period, we anticipate performance-based fees will be a recurring component of our aggregate fees. As of December 31, 2021, approximately 25% of our total assets under management could potentially earn performance-based fees. These percentages were approximately 11% and 46% of our assets under management for our consolidated Affiliates and Affiliates account for under the equity method, respectively.

Aggregate fees are generally determined by the level of our average assets under management and the composition of these assets across our strategies that realize different asset-based fee ratios and performance-based fees. Our asset-based fee ratio is calculated as asset-based fees divided by average assets under management.

Aggregate fees were \$5,611.4 million in 2021, an increase of \$985.0 million or 21% as compared to 2020. The increase in our aggregate fees was due to a \$512.9 million or 11% increase in performance-based fees, primarily in liquid alternative strategies, and a \$472.1 million or 10% increase in asset-based fees. The increase in asset-based fees was due to an increase in our average assets under management, primarily in our global equity strategies and U.S. equity strategies, driven by strong Affiliate investment performance and market appreciation, and investments in new Affiliates. These increases were partially offset by net client cash outflows.

Financial and Supplemental Financial Performance Measures

The following table presents our key financial and supplemental financial performance measures:

(in millions)	For the Years Ended December 31,				
	2019	2020	% Change	2021	% Change
Net income (controlling interest)	\$ 15.7	\$ 202.2	N.M. ⁽¹⁾	\$ 565.7	N.M. ⁽¹⁾
Adjusted EBITDA (controlling interest) ⁽²⁾	841.6	798.8	(5)%	1,058.6	33 %
Economic net income (controlling interest) ⁽²⁾	720.2	624.4	(13)%	779.8	25 %

⁽¹⁾ Percentage change is not meaningful.

⁽²⁾ Adjusted EBITDA (controlling interest) and Economic net income (controlling interest) are non-GAAP performance measures and are discussed in “Supplemental Financial Performance Measures.”

Adjusted EBITDA (controlling interest) is an important supplemental financial performance measure for management as it provides a comprehensive view of our share of the financial performance of our business. Adjusted EBITDA (controlling interest) increased \$259.8 million or 33% in 2021. The increase was primarily due to a \$985.0 million or 21% increase in aggregate fees. Adjusted EBITDA (controlling interest) increased more than aggregate fees on a percentage basis due to the recognition of performance-based fees at Affiliates in which we hold a greater economic interest and net gains on strategic investments.

Net income (controlling interest) increased \$363.5 million in 2021. The increase in Net income (controlling interest) was greater than the increase in Adjusted EBITDA (controlling interest) primarily due to a \$227.8 million decrease in intangible amortization and impairments attributable to the controlling interest, partially offset by a \$160.1 million increase in Income tax expense attributable to the controlling interest and a \$19.1 million increase in Interest expense attributable to the controlling interest.

We believe Economic net income (controlling interest) is an important supplemental financial performance measure because it represents our performance before non-cash expenses relating to our acquisition of interests in Affiliates and improves comparability of performance between periods. Economic net income (controlling interest) increased \$155.4 million or 25% in 2021, primarily due to a \$259.8 million increase in Adjusted EBITDA (controlling interest), partially offset by a \$97.7 million increase in current and other deferred taxes, in part driven by tax benefits realized in 2020 related to an Affiliate divestment that did not recur, and a \$19.1 million increase in Interest expense, both attributable to the controlling interest.

Results of Operations

The following discussion includes the key operating performance measures and financial results of our consolidated and equity method Affiliates. Our consolidated Affiliates’ financial results are included in our Consolidated revenue, Consolidated expenses, and Investment and other income, and our share of our equity method Affiliates’ financial results is reported, net of intangible amortization and impairments, in Equity method income (loss) (net).

Consolidated Revenue

Our Consolidated revenue is derived from our consolidated Affiliates, primarily from asset-based fees from investment management services. For these Affiliates, we typically use structured partnership interests in which we contractually share in the Affiliate’s revenue without regard to expenses. Consolidated revenue is generally determined by the level of our consolidated Affiliate average assets under management and the composition of these assets across our strategies that realize different asset-based fee ratios and performance-based fees.

The following table presents our consolidated Affiliate average assets under management and Consolidated revenue:

(in millions, except as noted)	For the Years Ended December 31,				
	2019	2020	% Change	2021	% Change
Consolidated Affiliate average assets under management (in billions)	\$ 395.1	\$ 362.6	(8)%	\$ 445.8	23 %
Consolidated revenue	\$ 2,239.6	\$ 2,027.5	(9)%	\$ 2,412.4	19 %

Our Consolidated revenue increased \$384.9 million or 19% in 2021, due to a \$360.8 million or 18% increase in asset-based fees and, to a lesser extent, a \$24.1 million or 1% increase in performance-based fees. The increase in asset-based fees was due to an increase in consolidated Affiliate average assets under management, primarily in our global equity strategies and U.S.

equity strategies, driven by strong Affiliate investment performance and market appreciation, and investments in new Affiliates. These increases were partially offset by a change in the composition of our assets under management.

Consolidated Expenses

Our Consolidated expenses are primarily attributable to the non-controlling interests of our consolidated Affiliates in which we share in revenue without regard to expenses. For these Affiliates, the amount of expenses attributable to the non-controlling interests, primarily compensation, is generally determined by the percentage of revenue allocated to expenses as part of the structured partnership interests in place at the respective Affiliate. Accordingly, increases in revenue generally will increase a consolidated Affiliate's expenses attributable to the non-controlling interests and decreases in revenue generally will decrease a consolidated Affiliate's expenses attributable to the non-controlling interests.

The following table presents our Consolidated expenses:

(in millions)	For the Years Ended December 31,				
	2019	2020	% Change	2021	% Change
Compensation and related expenses	\$ 943.0	\$ 883.7	(6)%	\$ 1,047.1	18 %
Selling, general and administrative	376.8	321.4	(15)%	347.1	8 %
Intangible amortization and impairments	144.5	140.5	(3)%	35.7	(75)%
Interest expense	76.2	92.3	21 %	111.4	21 %
Depreciation and other amortization	21.3	19.1	(10)%	16.6	(13)%
Other expenses (net)	57.0	52.8	(7)%	73.5	39 %
Total consolidated expenses	\$ 1,618.8	\$ 1,509.8	(7)%	\$ 1,631.4	8 %

Compensation and related expenses increased \$163.4 million or 18% in 2021, primarily due to a \$155.9 million increase in compensation correlated to the increase in Consolidated revenue, and an \$11.5 million increase in Affiliate equity compensation expense. These increases were partially offset by a \$4.0 million decrease in share-based compensation expense.

Selling, general and administrative expenses increased \$25.7 million or 8% in 2021, primarily due to a \$27.8 million increase in distribution and investment-related expenses principally as a result of an increase in average assets under management on which these expenses are incurred, a \$7.9 million increase in acquisition-related costs, and a \$4.4 million increase in fees related to the previously announced changes to our distribution platform in 2021. These increases were partially offset by a \$6.3 million decrease in sub-advisory expenses related to the changes to our distribution platform, a \$5.8 million decrease in travel-related expenses as a result of reduced travel during the COVID-19 pandemic, and a \$3.0 million decrease in reserves on notes receivable.

Intangible amortization and impairments decreased \$104.8 million or 75% in 2021, primarily due to an \$85.2 million decrease in expenses to reduce the carrying value of acquired client relationships at certain of our Affiliates to fair value. See Note 10 of our Consolidated Financial Statements. The decrease was also due to a \$27.2 million reduction in amortization expense related to certain definite-lived assets being fully amortized. These decreases were partially offset by a \$4.7 million increase due to actual and expected client attrition for certain definite-lived acquired client relationships and a \$2.9 million increase in amortization expenses due to investments in new Affiliates.

Interest expense increased \$19.1 million or 21% in 2021, primarily due to an \$18.6 million increase from our debt securities issued in 2020 and 2021, and a \$2.8 million increase from the termination of our pound sterling-denominated forward foreign currency contracts, which occurred in the first quarter of 2020. These increases were partially offset by a \$2.3 million decrease from lower interest rates and lower borrowings on our senior unsecured term loan facility (the "term loan").

Other expenses (net) increased \$20.7 million or 39% in 2021, primarily due to a \$19.5 million increase in expenses related to changes in the values of contingent payment and Affiliate equity purchase obligations.

There were no significant changes in Depreciation and other amortization in 2021.

Equity Method Income (Loss) (Net)

When we do not own a controlling equity interest in an Affiliate, but have significant influence, we account for our interest in the Affiliate under the equity method. Our share of earnings or losses from Affiliates accounted for under the equity method, net of amortization and impairments, is included in Equity method income (loss) (net).

For a majority of these Affiliates, we use structured partnership interests in which we contractually share in the Affiliate's revenue less agreed-upon expenses. We also use structured partnership interests in which we contractually share in the Affiliate's revenue without regard to expenses. Our share of earnings or losses from Affiliates accounted for under the equity method, net of amortization and impairments, is included in Equity method income (loss) (net).

Our equity method revenue is derived primarily from asset- and performance-based fees from investment management services. Equity method revenue incorporates the total asset- and performance-based fees earned by all of our Affiliates accounted for under the equity method and is generally determined by the level of our equity method Affiliate average assets under management and the composition of these assets across our strategies that realize different asset-based fee ratios and performance-based fees. Our Affiliates accounted for under the equity method manage a greater proportion of assets subject to performance-based fees than our consolidated Affiliates and, as a result, equity method revenue will generally have more performance-based fees than Consolidated revenue.

The following table presents equity method Affiliate average assets under management and equity method revenue, as well as equity method earnings and equity method intangible amortization and impairments, which in aggregate form Equity method income (loss) (net):

<i>(in millions, except as noted)</i>	For the Years Ended December 31,				
	2019	2020	% Change	2021	% Change
Operating Performance Measures					
Equity method Affiliate average assets under management (in billions)	\$ 363.0	\$ 301.8	(17) %	\$ 315.9	5 %
Equity method revenue	\$ 2,723.1	\$ 2,598.9	(5) %	\$ 3,199.0	23 %
Financial Performance Measures					
Equity method earnings	\$ 289.4	\$ 288.6	(0) %	\$ 417.5	45 %
Equity method intangible amortization	(140.1)	(147.0)	5 %	(123.0)	(16)%
Equity method intangible impairments	(487.3)	(185.0)	(62) %	(52.0)	(72)%
Equity method income (loss) (net)	\$ (338.0)	\$ (43.4)	(87) %	\$ 242.5	N.M. ⁽¹⁾

⁽¹⁾ Percentage change is not meaningful.

Our equity method revenue increased \$600.1 million or 23% in 2021, due to a \$488.8 million or 19% increase in performance-based fees, primarily in liquid alternative strategies, and a \$111.3 million or 4% increase in asset-based fees. The increase in asset-based fees was due to an increase in equity method Affiliate average assets under management, primarily in global equity strategies driven by strong Affiliate investment performance and market appreciation, and investments in new Affiliates. These increases were partially offset by net client cash outflows.

Equity method earnings increased \$128.9 million or 45% in 2021, primarily due to a \$600.1 million or 23% increase in equity method revenue. Equity method earnings increased more than equity method revenue on a percentage basis, primarily due to the recognition of performance-based fees at Affiliates in which we hold more of an economic interest.

Equity method intangible amortization decreased \$24.0 million or 16% in 2021, primarily due to a \$54.2 million decrease in amortization expense related to certain definite-lived assets being fully amortized. This decrease was partially offset by a \$21.3 million increase in amortization expense due to an increase in actual and expected client attrition for certain definite-lived acquired client relationships, and an \$8.9 million increase in amortization expense due to investments in new Affiliates.

Equity method intangible impairments decreased \$133.0 million or 72% in 2021, due to expenses recorded in the respective periods to reduce the carrying values of certain Affiliates to fair value. See Note 11 of our Consolidated Financial Statements.

Investment and Other Income

The following table presents our Investment and other income:

(in millions)	For the Years Ended December 31,				
	2019	2020	% Change	2021	% Change
Investment and other income	\$ 25.2	\$ 34.1	35 %	\$ 117.6	N.M. ⁽¹⁾

⁽¹⁾ Percentage change is not meaningful.

Investment and other income increased \$83.5 million in 2021, primarily due to an \$82.1 million increase from net unrealized gains on Other investments.

Income Tax Expense

The following table presents our Income tax expense:

(in millions)	For the Years Ended December 31,				
	2019	2020	% Change	2021	% Change
Income tax expense	\$ 2.9	\$ 81.4	N.M. ⁽¹⁾	\$ 251.0	N.M. ⁽¹⁾

⁽¹⁾ Percentage change is not meaningful.

Income tax expense increased \$169.6 million in 2021, primarily due to a \$523.6 million increase in income before income taxes attributable to the controlling interest, a \$13.7 million decrease in tax benefits attributable to the controlling interest in 2021 due to Affiliate divestments and changes in the U.S. tax laws relating to the taxation of foreign income in 2020 that did not recur, an \$11.1 million increase in deferred tax expense attributable to the controlling interest resulting from the revaluation of certain deferred tax liabilities due to an increase in the UK tax rate enacted during 2021, and a \$9.5 million increase in taxes attributable to the non-controlling interest.

Net Income

The following table presents Net income, Net income (controlling interest) and Net income (non-controlling interest):

(in millions)	For the Years Ended December 31,				
	2019	2020	% Change	2021	% Change
Net income	\$ 305.1	\$ 427.0	40 %	\$ 890.1	N.M. ⁽¹⁾
Net income (non-controlling interests)	289.4	224.8	(22)%	324.4	44 %
Net income (controlling interest)	15.7	202.2	N.M. ⁽¹⁾	565.7	N.M. ⁽¹⁾

⁽¹⁾ Percentage change is not meaningful.

Net income (controlling interest) increased \$363.5 million in 2021, primarily due to an increase in Equity method income (net), an increase in Consolidated revenue, an increase in Investment and other income attributable to the controlling interest, and a decrease in Intangible amortization and impairments attributable to the controlling interest. These increases were partially offset by increases in Income tax expense and Interest expense, both attributable to the controlling interest.

Supplemental Financial Performance Measures

Adjusted EBITDA (controlling interest)

As supplemental information, we provide a non-GAAP measure that we refer to as Adjusted EBITDA (controlling interest). Adjusted EBITDA (controlling interest) is an important supplemental financial performance measure for management as it provides a comprehensive view of our share of the financial performance of our business before interest, taxes, depreciation, amortization, impairments, certain Affiliate equity expenses, certain gains and losses, including on general partner and seed capital investments, and adjustments to our contingent payment obligations. We believe that many investors use this measure when assessing the financial performance of companies in the investment management industry. This non-GAAP performance measure is provided in addition to, but not as a substitute for, Net income (controlling interest) or other GAAP performance measures.

The following table presents a reconciliation of Net income (controlling interest) to Adjusted EBITDA (controlling interest):

<i>(in millions)</i>	For the Years Ended December 31,		
	2019	2020	2021
Net income (controlling interest)	\$ 15.7	\$ 202.2	\$ 565.7
Interest expense	76.2	92.3	111.4
Income taxes	(9.1)	69.5	229.6
Intangible amortization and impairments ⁽¹⁾	745.8	427.7	199.9
Other items ⁽²⁾	13.0	7.1	(48.0)
Adjusted EBITDA (controlling interest)	<u>\$ 841.6</u>	<u>\$ 798.8</u>	<u>\$ 1,058.6</u>

⁽¹⁾ Intangible amortization and impairments in our Consolidated Statements of Income include amortization attributable to the non-controlling interests of our consolidated Affiliates. For our Affiliates accounted for under the equity method, we do not separately report intangible amortization and impairments in our Consolidated Statements of Income. Our share of these Affiliates' amortization and impairments is reported in Equity method income (loss) (net). The following table presents the Intangible amortization and impairments shown above:

<i>(in millions)</i>	For the Years Ended December 31,		
	2019	2020	2021
Consolidated intangible amortization and impairments	\$ 144.5	\$ 140.5	\$ 35.7
Consolidated intangible amortization and impairments (non-controlling interests)	(26.1)	(44.8)	(10.8)
Equity method intangible amortization and impairments	627.4	332.0	175.0
Total	<u>\$ 745.8</u>	<u>\$ 427.7</u>	<u>\$ 199.9</u>

⁽²⁾ Other items include depreciation, adjustments to contingent payment obligations, certain Affiliate equity expenses, and certain gains and losses, including on general partner and seed capital investments.

Economic Net Income (controlling interest) and Economic Earnings Per Share

As supplemental information, we also provide non-GAAP performance measures that we refer to as Economic net income (controlling interest) and Economic earnings per share. We believe Economic net income (controlling interest) and Economic earnings per share are important measures because they represent our performance before non-cash expenses relating to the acquisition of interests in Affiliates and improve comparability of performance between periods. Economic net income (controlling interest) and Economic earnings per share are used by our management and Board of Directors as our principal performance benchmarks, including as one of the measures for aligning executive compensation with stockholder value. These non-GAAP performance measures are provided in addition to, but not as substitutes for, Net income (controlling interest) and Earnings per share (diluted) or other GAAP performance measures.

We adjust Net income (controlling interest) to calculate Economic net income (controlling interest) by adding back our share of pre-tax intangible amortization and impairments attributable to intangible assets (including the portion attributable to equity method investments in Affiliates) because these expenses do not correspond to the changes in the value of these assets, which do not diminish predictably over time. We also add back the deferred taxes attributable to intangible assets because we believe it is unlikely these accruals will be used to settle material tax obligations. Further, we add back other economic items to improve comparability of performance between periods.

Economic earnings per share represents Economic net income (controlling interest) divided by the Average shares outstanding (adjusted diluted). In this calculation, the potential share issuance in connection with our junior convertible securities is measured using a "treasury stock" method. Under this method, only the net number of shares of common stock equal to the value of these junior convertible securities in excess of par, if any, is deemed to be outstanding. We believe the inclusion of net shares under a treasury stock method best reflects the benefit of the increase in available capital resources (which could be used to repurchase shares of common stock) that occurs when these securities are converted and we are relieved of our debt obligation. This method does not take into account any increase or decrease in our cost of capital in an assumed conversion.

The following table presents a reconciliation of Net income (controlling interest) to Economic net income (controlling interest) and Economic earnings per share:

<i>(in millions, except per share data)</i>	For the Years Ended December 31,		
	2019	2020	2021
Net income (controlling interest)	\$ 15.7	\$ 202.2	\$ 565.7
Intangible amortization and impairments ⁽¹⁾	745.8	427.7	199.9
Intangible-related deferred taxes	(51.3)	(9.9)	52.5
Other economic items ⁽²⁾	10.0	4.4	(38.3)
Economic net income (controlling interest)	<u>\$ 720.2</u>	<u>\$ 624.4</u>	<u>\$ 779.8</u>
Average shares outstanding (diluted)	50.6	46.7	44.8
Assumed issuance of junior convertible securities shares	—	—	(2.1)
Average shares outstanding (adjusted diluted)	<u>50.6</u>	<u>46.7</u>	<u>42.7</u>
Economic earnings per share	<u>\$ 14.22</u>	<u>\$ 13.36</u>	<u>\$ 18.28</u>

⁽¹⁾ See note (1) to the table in “Adjusted EBITDA (controlling interest).”

⁽²⁾ Other economic items include non-cash imputed interest (principally related to the accounting for convertible securities and contingent payment obligations), tax windfalls and shortfalls from share-based compensation, certain Affiliate equity expenses, and certain gains and losses, including on general partner and seed capital investments. For the years ended December 31, 2019, 2020, and 2021, other economic items were net of income tax expense of \$0.7 million, \$2.6 million, and \$21.8 million, respectively.

Liquidity and Capital Resources

We generate long-term value by investing in new Affiliate partnerships, investing in existing Affiliates, and investing in centralized capabilities through which we can leverage our scale and resources to benefit our Affiliates and enhance their long-term growth prospects. Given our annual cash generation from operations, in addition to investing for growth in our business, we are also able to return excess capital to shareholders primarily through share repurchases. We continue to manage our capital structure consistent with an investment grade company and are currently rated A3 by Moody’s Investors Service and BBB+ by S&P Global Ratings.

Cash and cash equivalents were \$908.5 million as of December 31, 2021 and were attributable to both our controlling and the non-controlling interests. In 2021, we met our cash requirements primarily through cash generated by operating activities and proceeds from the issuance of our junior subordinated notes. Our principal uses of cash in 2021 were for investments in new Affiliates, share repurchases, and investments in existing Affiliates through purchases of Affiliate equity interests.

We expect investments in new Affiliates, investments in existing Affiliates, primarily through purchases of Affiliate equity interests and general partner and seed capital investments, the return of capital through share repurchases and the payment of cash dividends on our common stock, repayment of debt, distributions to Affiliate equity holders, and general working capital to be the primary uses of cash on a consolidated basis for the foreseeable future. We anticipate that our current cash balance, cash flows from operations, and borrowings under our senior unsecured multicurrency revolving credit facility (the “revolver”) will be sufficient to support our uses of cash for the foreseeable future. In addition, we may draw funding from the debt and equity capital markets, and our credit ratings, among other factors, allow us to access these sources of funding on favorable terms.

The following table presents operating, investing, and financing cash flow activities:

<i>(in millions)</i>	For the Years Ended December 31,		
	2019	2020	2021
Operating cash flow	\$ 929.1	\$ 1,009.3	\$ 1,259.2
Investing cash flow	(24.4)	(53.7)	(583.7)
Financing cash flow	(934.7)	(455.4)	(798.3)

Operating Cash Flow

Operating cash flows are calculated by adjusting Net income for other significant sources and uses of cash, significant non-cash items, and timing differences in the cash settlement of assets and liabilities.

For the year ended December 31, 2021, Cash flows from operating activities were \$1,259.2 million, primarily from Net income of \$890.1 million adjusted for non-cash items of \$36.8 million, \$337.5 million of distributions of earnings received from equity method investments, and timing differences in the cash settlement of receivables, other assets, and payables, accrued liabilities, and other liabilities of \$120.0 million. These items were partially offset by net purchases of securities by consolidated sponsored investment products of \$51.6 million. In 2021, operating cash flows were primarily attributable to the controlling interest.

Investing Cash Flow

For the year ended December 31, 2021, Cash flows used in investing activities were \$583.7 million, primarily due to \$562.6 million of investments in new Affiliates and \$17.1 million of net purchases of investment securities. In 2021, investing cash flows were primarily attributable to the controlling interest.

Financing Cash Flow

For the year ended December 31, 2021, Cash flows used in financing activities were \$798.3 million, primarily due to the return of \$598.9 million of capital to shareholders, through share repurchases of our common stock, \$334.3 million of distributions to non-controlling interests, \$150.5 million of Affiliate equity purchases, \$33.0 million of repurchases of our junior convertible securities, and \$19.9 million of taxes paid from shares withheld related to the issuances our common stock. Cash flows used in financing activities were partially offset by \$200.0 million of proceeds from borrowings of junior debt, \$117.7 million of proceeds from Affiliate equity issuances (including \$99.6 million from a co-investor), and receipt of \$40.9 million of subscriptions to consolidated funds, net of redemptions.

Affiliate Equity

We periodically purchase Affiliate equity from and issue Affiliate equity to our consolidated Affiliate partners and other parties, under agreements that provide us with a conditional right to call and Affiliate equity holders with a conditional right to put their Affiliate equity interests to us at certain intervals. For Affiliates accounted for under the equity method, we do not typically have such put and call arrangements. The purchase price of these conditional purchases is generally calculated based upon a multiple of the Affiliate's cash flow distributions, which is intended to represent fair value. Affiliate equity holders are also permitted to sell their equity interests to other individuals or entities in certain cases, subject to our approval or other restrictions.

As of December 31, 2021, the current redemption value of Affiliate equity interests was \$686.5 million, of which \$673.9 million was presented as Redeemable non-controlling interests (including \$25.0 million of consolidated Affiliate sponsored investment products primarily attributable to third-party investors), and \$12.6 million was presented as Other liabilities. Although the timing and amounts of these purchases are difficult to predict, we paid \$150.5 million for Affiliate equity purchases and received \$117.7 million for Affiliate equity issuances (including \$99.6 million from a co-investor) during 2021, and we expect net purchases of approximately \$125 million of Affiliate equity in 2022. In the event of a purchase, we become the owner of the cash flow associated with the purchased equity. See Notes 18 and 19 of our Consolidated Financial Statements.

Share Repurchases

Our Board of Directors authorized share repurchase programs in January 2022, January 2021, and October 2019, to repurchase up to 2.0 million, 5.0 million, and 6.0 million shares of our common stock, respectively, and these authorizations have no expiry. Purchases may be made from time to time, at management's discretion, in the open market or in privately negotiated transactions, including through the use of trading plans, as well as pursuant to accelerated share repurchase programs or other share repurchase strategies that may include derivative financial instruments. For the year ended December 31, 2021, we repurchased 3.5 million shares of our common stock at an average price per share of \$146.54. As of December 31, 2021, we had repurchased all of the shares of the October 2019 program. As of February 16, 2022, there were a total of 4.7 million shares available for repurchase under our January 2022 and January 2021 share repurchase programs.

Debt

The following table presents the carrying value of our outstanding indebtedness. See Note 6 of our Consolidated Financial Statements.

(in millions)	December 31,		
	2019	2020	2021
Senior bank debt	\$ 450.0	\$ 350.0	\$ 350.0
Senior notes	746.8	1,097.3	1,098.0
Junior subordinated notes	290.7	565.7	765.8
Junior convertible securities	315.4	318.4	299.5

The carrying value of our debt differs from the amount reported in the notes to our Consolidated Financial Statements, as the carrying value of our debt in the table above is not reduced for debt issuance costs.

Senior Bank Debt

We have a \$1.25 billion revolver and a \$350.0 million term loan. We amended and restated the revolver in October 2021, extending the maturity from January 18, 2024 to October 23, 2026, and amended the term loan in January 2021 and June 2021, and further amended the restated the term loan in October 2021, extending the maturity from January 18, 2023 to October 23, 2026. Through these amendments, we also reduced applicable rates for the revolver and the term loan, and provided for customary LIBOR succession provisions. Subject to certain conditions, we may increase the commitments under the revolver by up to an additional \$500.0 million and may borrow up to an additional \$75.0 million under the term loan.

Under the terms of the credit facilities we are required to meet two financial ratio covenants. The first of these covenants is a maximum ratio of debt to EBITDA (the “bank leverage ratio”) of 3.25x. The second covenant is a minimum EBITDA to cash interest expense ratio of 3.00x (the “bank interest coverage ratio”). For purposes of calculating these ratios, share-based compensation and certain Affiliate equity expenses are added back to Adjusted EBITDA. As of December 31, 2021, our bank leverage and bank interest coverage ratios were 1.1x and 10.9x, respectively, and we were in compliance with all of the terms of our credit facilities.

As of December 31, 2021, we had no outstanding borrowings under the revolver, and could borrow all capacity and remain in compliance with our credit facilities.

Senior Notes

As of December 31, 2021, we had the following senior notes outstanding, the respective principal terms of which are presented below:

	2024 Senior Notes	2025 Senior Notes	2030 Senior Notes
Issue date	February 2014	February 2015	June 2020
Maturity date	February 2024	August 2025	June 2030
Par value (in millions)	\$ 400.0	\$ 350.0	\$ 350.0
Stated coupon	4.25 %	3.50 %	3.30 %
Coupon frequency	Semi-annually	Semi-annually	Semi-annually
Potential call date	Any time	Any time	Any time

Junior Subordinated Notes

As of December 31, 2021, we had the following junior subordinated notes outstanding, the respective principal terms of which are presented below:

	2059 Junior Subordinated Notes	2060 Junior Subordinated Notes	2061 Junior Subordinated Notes
Issue date	March 2019	September 2020	July 2021
Maturity date	March 2059	September 2060	September 2061
Par value (in millions)	\$ 300.0	\$ 275.0	\$ 200.0
Stated coupon	5.875 %	4.75 %	4.20 %
Coupon frequency	Quarterly	Quarterly	Quarterly
Potential call date	March 2024	September 2025	September 2026
Listing	NYSE	NYSE	NYSE

The majority of the net proceeds from the 2061 junior subordinated notes were retained for general corporate purposes.

Junior Convertible Securities

As of December 31, 2021, we had 5.15% junior convertible trust preferred securities outstanding (the “junior convertible securities”) with a carrying value of \$299.5 million. The junior convertible securities were issued by AMG Capital Trust II, a Delaware statutory trust, in October 2007. Each of the junior convertible securities represents an undivided beneficial interest in the assets of the trust. The trust’s only assets are junior subordinated convertible debentures issued to it by us, and have substantially the same payment terms as the junior convertible securities. We own all of the trust’s common securities, and have fully and unconditionally guaranteed, on a subordinated basis, the payment obligations on the junior convertible securities. We do not consolidate the trust’s financial results into our Consolidated Financial Statements.

The carrying value of the junior convertible securities is accreted to the principal amount at maturity (\$401.0 million) over a remaining life of approximately 16 years. Holders of the junior convertible securities have no rights to put these securities to us. Upon conversion, holders will receive cash or shares of our common stock, or a combination thereof, at our election. We may redeem the junior convertible securities, subject to our stock trading at or above certain specified levels over specified times periods, and may also repurchase junior convertible securities in the open market or in privately negotiated transactions from time to time at management’s discretion. The junior convertible securities are considered contingent payment debt instruments under federal income tax regulations, which require us to deduct interest in an amount greater than our reported interest expense. We estimate that these deductions will generate annual deferred tax liabilities of approximately \$9 million. During the year ended December 31, 2021, we paid \$33.0 million to repurchase a portion of our junior convertible securities, resulting in reductions of \$29.9 million and \$7.1 million in Debt and Additional paid-in capital, respectively. As a result of these repurchases, we also reduced our Deferred income tax liability (net) by \$7.0 million.

Equity Distribution Program

We have equity distribution and forward equity agreements with several major securities firms under which we may, from time to time, issue and sell shares of our common stock (immediately or on a forward basis) having an aggregate sales price of up to \$500.0 million (the “equity distribution program”). As of December 31, 2021, no sales had occurred under the equity distribution program.

Derivatives

See Note 7 of our Consolidated Financial Statements.

Commitments

See Note 8 of our Consolidated Financial Statements.

Other Contingent Obligations

See Notes 4, 9, and 11 of our Consolidated Financial Statements.

Leases

As of December 31, 2021, our lease obligations were \$39.3 million through 2022, \$73.3 million from 2023 through 2024, \$51.1 million from 2025 through 2026, and \$79.6 million thereafter. The portion of these lease obligations attributable to the controlling interest were \$8.7 million through 2022, \$18.7 million from 2023 through 2024, \$12.8 million from 2025 through 2026, and \$10.4 million thereafter. See Note 12 of our Consolidated Financial Statements.

Recent Accounting Developments

See Note 1 of our Consolidated Financial Statements.

Critical Accounting Estimates and Judgments

The preparation of financial statements and related disclosures in conformity with GAAP requires us to make judgments, assumptions, and estimates that affect the amounts reported in our Consolidated Financial Statements and accompanying notes. See Note 1 of our Consolidated Financial Statements for a discussion of our significant accounting policies.

The following are our critical accounting estimates and judgments used in the preparation of our Consolidated Financial Statements, and due to their subjectivity, actual results could differ materially from the amounts reported.

Fair Value Measurements

Accounting standards define fair value as the price that would be received to sell an asset or paid to transfer a liability in the principal or most advantageous market in an orderly transaction between market participants at the measurement date. These standards establish a fair value hierarchy that gives the highest priority to quoted prices in active markets for identical assets or liabilities and the lowest priority to unobservable inputs.

We make judgments to determine the fair value of certain assets, liabilities, and equity interests when allocating the purchase price of our new investments, when revaluing our contingent payment obligations, when we issue or repurchase Affiliate equity interests and when we test our goodwill, indefinite- and definite-lived acquired client relationships, or equity method investments for impairment.

In determining fair values that reflect our own assumptions concerning unobservable inputs, we typically use valuation techniques, including probability-weighted discounted cash flow analyses and Monte Carlo simulations, where we make assumptions about growth rates of assets under management, client attrition, asset- and performance-based fee rates, and expenses. In these analyses, we also consider historical and current market multiples, tax benefits, credit risk, interest rates, tax rates, discount rates, volatility, and discounts for lack of marketability. We consider the reasonableness of our assumptions by comparing our valuation conclusions to observed market transactions and, in certain instances, by consulting with third-party valuation firms. Changes in the assumptions used could significantly impact fair values.

Goodwill

Goodwill represents the future economic benefits arising from assets acquired in a business combination that are not separately recognized. We perform a qualitative impairment assessment at least annually to determine if the carrying value of our single reporting unit is in excess of its fair value. In this qualitative assessment, we typically measure the excess of the fair value of our reporting unit over its carrying value using various qualitative and quantitative factors (including our market capitalization and market multiples for asset management businesses). If there is an indication that the carrying value of the reporting unit is in excess of the fair value under this test, then we must determine if a potential impairment is more-likely-than-not. To determine if a potential impairment is more-likely-than-not, we perform a single step quantitative test with any excess of carrying value over fair value recorded as an expense in Intangible amortization and impairments.

We completed our annual goodwill impairment assessment as of September 30, 2021 and no impairment was indicated. Based on our assessment, the fair value of our reporting unit was substantially greater than its respective carrying amount, including goodwill.

Indefinite-Lived Acquired Client Relationships

Indefinite-lived acquired client relationships include investment advisory contracts between our Affiliates and their mutual funds and other retail-oriented investment products. Because these contracts are with the investment products themselves, and not with the underlying investors, and the contracts between our Affiliates and the investment products are typically renewed on an annual basis, industry practice under GAAP is to consider the contract life to be indefinite and, as a result, not amortizable.

We perform indefinite-lived acquired client relationship impairment assessments annually, or more frequently should circumstances indicate fair value has declined below the related carrying value. For purposes of our assessments, we consider various qualitative and quantitative factors (including market multiples) and determine if it is more-likely-than-not that the fair value of each asset group is greater than its carrying amount. If we determine that it is likely that the fair value has declined below our related carrying value, we perform discounted cash flow analyses to determine the fair value of the asset group and record an expense in Intangible amortization and impairments to reduce the carrying value to its fair value.

For the year ended December 31, 2021, we completed our annual assessment of our other indefinite-lived acquired client relationships and only a significant decline in the fair values of these assets would result in an impairment.

Definite-Lived Acquired Client Relationships

Definite-lived acquired client relationships include investment advisory contracts between our Affiliates and their underlying investors, and are amortized over their expected period of economic benefit. Significant judgment is required to estimate the period that these assets will contribute to our cash flows and the pattern over which these assets will provide an economic benefit. Formally, on an annual basis, or more frequently should client attrition trends warrant a potential revision, we review historical and projected attrition rates and other events that may influence our projections of the future period of economic benefit that we will derive from these relationships. Changes in the expected period of economic benefit of these assets may warrant changes in the period over which the assets are amortized.

We perform definite-lived acquired client relationship impairment assessments annually, or more frequently should client attrition trends indicate fair value has declined below the related carrying value. If we determine that the fair value has declined below our related carrying value, an expense is recorded in Intangible amortization and impairments to reduce the carrying value to its fair value. We assess each of our definite-lived acquired client relationships for impairment by comparing their carrying value to the projected undiscounted cash flows of the acquired client relationships.

For the year ended December 31, 2021, we completed our annual assessment and noted that projected undiscounted cash flows over the remaining life of each of these assets exceed their carrying value and, accordingly, no impairments were identified.

Equity Method Investments in Affiliates

We periodically perform assessments to determine if the fair value of an investment may have declined below its related carrying value for our Affiliates accounted for under the equity method for a period that we consider to be other-than-temporary. Where we believe that such declines may have occurred, we determine the amount of impairment using valuation methods, such as discounted cash flow analyses. Impairments are recorded as an expense in Equity method income (loss) (net) to reduce the carrying value of the Affiliate to its fair value.

When we test our equity method investments for impairment, we make assumptions about growth rates of projected assets under management, client attrition, asset- and performance-based fees, and expenses. In these analyses, we also make judgments about tax benefits, tax rates, and discount rates. We consider the reasonableness of our assumptions by comparing our valuation conclusions to observed market transactions and, in certain instances, by consulting with third-party valuation firms. Changes in these assumptions could significantly impact the respective fair value of an Affiliate.

For the year ended December 31, 2021, we recorded a \$52.0 million expense to reduce the carrying value of an Affiliate to fair value. See Note 11 of our Consolidated Financial Statements.

For the year ended December 31, 2021, we completed our annual assessment of our other investments in Affiliates accounted for under the equity method and no other impairments were identified.

Income Taxes

We and our Affiliates are subject to income taxes in the U.S. and certain foreign jurisdictions. Our income tax expense, deferred tax assets and liabilities, and liabilities for unrecognized tax benefits reflect management's best estimate of current and future taxes to be paid.

Deferred income taxes arise from temporary differences between the tax basis of assets and liabilities and their reported amounts in the financial statements, which will result in taxable or deductible amounts in the future. We measure our deferred taxes based on enacted tax rates and projected state apportionment percentages for the years in which the differences are expected to reverse. The effect on deferred tax assets and liabilities of a change in tax rates is recorded in Income tax expense in the Consolidated Statement of Income in the period in which the change in tax rates is enacted.

Our principal deferred tax assets relate to deferred compensation, state and foreign loss carryforwards, and the indirect benefits of uncertain foreign tax positions. We regularly assess the recoverability of our deferred tax assets, considering all available positive and negative evidence, including future reversals of existing taxable temporary differences, projected future taxable income, tax-planning strategies, and results of recent operations. A valuation allowance is utilized to adjust the carrying values of deferred tax assets to the amount that is more-likely-than-not to be realized.

We record unrecognized tax benefits based on whether it is more-likely-than-not that uncertain tax positions will be sustained on the basis of the technical merits of the position. If it is determined an uncertain tax position is more-likely-than-not to be sustained, we recognize the largest amount of tax benefit that is more than 50% likely to be realized upon ultimate settlement with the related tax authority.

See Note 21 of our Consolidated Financial Statements.

Share-Based Compensation and Affiliate Equity

We have share-based compensation arrangements covering directors, senior management, and employees. Our share-based compensation arrangements typically vest and become fully exercisable over three to five years of continued employment and, in some cases, may require the satisfaction of certain performance conditions.

We determine the fair value of our share-based compensation arrangements on their grant date and record compensation expense based on the number of awards expected to vest. For restricted stock units, we determine the fair value of the units using our share price on the date of grant and the number of shares expected to vest. For stock options, we estimate the fair value using the Black-Scholes option pricing model, which requires us to make assumptions about the volatility and dividend yield of our common stock and the expected life of our stock options. In measuring expected volatility, we consider both the historical volatility of our common stock, as well as the current implied volatility from traded options. For certain of our awards with performance conditions, the number of restricted stock units or stock options expected to vest may change over time depending upon the performance level achieved.

For share-based compensation arrangements without performance conditions, we recognize expense based on the number of awards expected to vest on a straight-line basis over the requisite service period, including grants that are subject to graded vesting. For all other arrangements, we recognize expense based on the number of awards expected to vest on a straight-line basis for each separately vesting portion of the award.

From time to time, we grant equity interests in our Affiliates to consolidated Affiliate partners and other parties, with vesting, forfeiture, and repurchase terms established at the date of grant. The fair value of the equity interests is determined as of the date of grant using a discounted cash flow analysis. Key valuation assumptions include projected assets under management, asset- and performance-based fees, tax rates, discount rates, and discounts for lack of marketability. The use of different assumptions could change the value of these interests, including the amount of compensation expense, if any, that we may report upon their transfer or repurchase.

Redeemable non-controlling interests represent the currently redeemable value of Affiliate equity interests. We may pay for these Affiliate equity purchases in cash, shares of our common stock, or other forms of consideration, at our election.

See Notes 17, 18, and 19 of our Consolidated Financial Statements.

Item 7A. Quantitative and Qualitative Disclosures About Market Risk

Assets Under Management Market Price Risk

Our Consolidated revenue and equity method revenue are derived primarily from asset-based fees that are typically determined as a percentage of the value of a client's assets under management. Such values are affected by changes in financial markets (including declines in the capital markets, fluctuations in foreign currency exchange rates, inflation rates or the yield curve, and other market factors) and, accordingly, declines in the financial markets may negatively impact our Consolidated revenue and equity method revenue.

As of December 31, 2021, we estimate a proportional 1% change in the value of our assets under management would have resulted in a \$22.3 million annualized change in asset-based fees in Consolidated revenue for our consolidated Affiliates and a \$13.9 million annualized change in asset-based fees in equity method revenue for our Affiliates accounted for under the equity method. This proportional increase or decrease excludes assets under management on which asset-based fees are charged on committed capital.

Interest Rate Risk

We have fixed rates of interest on our senior notes, junior subordinated notes, and junior convertible securities. While a change in market interest rates would not affect the interest expense incurred on our fixed rate securities, such a change may affect the fair value of these securities. We estimate that a 1% change in interest rates would have resulted in a \$120.7 million net change in the fair value of our fixed rate securities as of December 31, 2021. We pay a variable rate of interest on our credit

facilities at specified rates, based either on an applicable LIBOR or prime rate, plus a marginal rate determined based on our credit rating. As of December 31, 2021, the interest rate for our outstanding borrowings under the credit facilities was LIBOR plus 0.85%. We estimate that a 1% change in interest rates would have changed our annual interest expense on the outstanding balances under our credit facilities by \$3.5 million, as of December 31, 2021.

As of the end of 2021, LIBOR has been discontinued for certain currency settings, including all sterling and euro settings, and is expected to be discontinued for U.S. dollar settings by June 2023 and replaced with the Secured Overnight Financing Rate. There remains uncertainty as to the timing of the remaining transition, the performance of replacement rates, and the performance of LIBOR during the transition period. See “Item 1A. Risk Factors”. We and our Affiliates have been monitoring these developments, and we currently do not expect to be significantly impacted by this transition. Our credit facilities were amended in 2021 to include customary LIBOR succession provisions, as further described in the respective agreements. We will continue to monitor and evaluate developments with respect to LIBOR as the potential end-date for LIBOR approaches.

Foreign Currency Exchange Risk

The functional currency of most of our Affiliates is the U.S. dollar. Certain of our Affiliates have the pound sterling or the Canadian dollar as their functional currency, and are, therefore, impacted by movements in pound sterling and Canadian dollar to U.S. dollar foreign currency exchange rates. In addition, the valuations of our foreign Affiliates with a non-U.S. dollar functional currency change based on fluctuations in foreign currency exchange rates, among other factors. Changes due to fluctuations in foreign currency exchange rates are recorded as a component of stockholders’ equity.

To illustrate the effect of possible changes in foreign currency exchange rates, we estimate a 1% change in the pound sterling and Canadian dollar to U.S. dollar exchange rates would have resulted in a \$10.4 million and \$2.1 million change to stockholders’ equity, respectively, based on the December 31, 2021 carrying value of Affiliates whose functional currency is the pound sterling or the Canadian dollar, and of our and our Affiliates’ pound sterling-denominated derivative financial instruments. For the year ended December 31, 2021, we estimate a 1% change in the pound sterling and the Canadian dollar to U.S. dollar exchange rates would have resulted in \$1.4 million and \$0.1 million in annual changes to Income before income taxes (controlling interest), respectively.

Derivative Risk

From time to time, we and our Affiliates seek to offset exposure to changes in interest rates, foreign currency exchange rates, and markets by entering into derivative financial instruments. There can be no assurance that our or our Affiliates’ derivative financial instruments will meet their overall objective or that we or our Affiliates will be successful in entering into such instruments in the future.

Item 8. Financial Statements and Supplementary Data

Management's Report on Internal Control Over Financial Reporting

Management of Affiliated Managers Group, Inc. (the "Company") is responsible for establishing and maintaining adequate internal control over financial reporting. The Company's internal control over financial reporting processes are designed by, or under the supervision of, the Company's chief executive and chief financial officers and applied by the Company's Board of Directors, management and other senior employees to provide reasonable assurance regarding the reliability of financial reporting and the preparation of the Company's financial statements for external reporting purposes in accordance with accounting principles generally accepted in the U.S.

The Company's internal control over financial reporting includes policies and procedures that pertain to the maintenance of records that, in reasonable detail, accurately and fairly reflect transactions and dispositions of assets; provide reasonable assurances that transactions are recorded as necessary to permit preparation of financial statements in accordance with accounting principles generally accepted in the U.S., and that receipts and expenditures are being made only in accordance with authorizations of management and the directors of the Company; and provide reasonable assurance regarding prevention or timely detection of unauthorized acquisition, use or disposition of the Company's assets that could have a material effect on its financial statements.

As of December 31, 2021, management conducted an assessment of the effectiveness of the Company's internal control over financial reporting based on the framework established in *Internal Control—Integrated Framework* (2013) issued by the Committee of Sponsoring Organizations of the Treadway Commission (COSO). Based on this assessment, management has determined that the Company's internal control over financial reporting as of December 31, 2021 was effective.

As of December 31, 2021, management excluded Parnassus Investments ("Parnassus") and Abacus Capital Group LLC ("Abacus") from its assessment of internal control over financial reporting because it completed majority investments that were accounted for as business combinations in 2021. Parnassus and Abacus' total assets and total revenues collectively represent approximately 0.8% and 3.6%, respectively, of the related consolidated financial statement amounts as of and for the year ended December 31, 2021.

The Company's internal control over financial reporting as of December 31, 2021 has been audited by PricewaterhouseCoopers LLP, an independent registered public accounting firm, as stated in their report appearing in "Report of Independent Registered Public Accounting Firm," which expresses an unqualified opinion on the effectiveness of the Company's internal control over financial reporting as of December 31, 2021.

Report of Independent Registered Public Accounting Firm (PCAOB ID 238)

To the Board of Directors and Stockholders of Affiliated Managers Group, Inc.

Opinions on the Financial Statements and Internal Control over Financial Reporting

We have audited the accompanying consolidated balance sheets of Affiliated Managers Group, Inc. and its affiliates (the “Company”) as of December 31, 2021 and 2020, and the related consolidated statements of income, of comprehensive income, of changes in equity and of cash flows for each of the three years in the period ended December 31, 2021, including the related notes and financial statement schedule listed in the index appearing under Item 15(a)(2) (collectively referred to as the “consolidated financial statements”). We also have audited the Company’s internal control over financial reporting as of December 31, 2021, based on criteria established in *Internal Control - Integrated Framework* (2013) issued by the Committee of Sponsoring Organizations of the Treadway Commission (COSO).

In our opinion, the consolidated financial statements referred to above present fairly, in all material respects, the financial position of the Company as of December 31, 2021 and 2020, and the results of its operations and its cash flows for each of the three years in the period ended December 31, 2021 in conformity with accounting principles generally accepted in the United States of America. Also in our opinion, the Company maintained, in all material respects, effective internal control over financial reporting as of December 31, 2021, based on criteria established in *Internal Control - Integrated Framework* (2013) issued by the COSO.

Basis for Opinions

The Company’s management is responsible for these consolidated financial statements, for maintaining effective internal control over financial reporting, and for its assessment of the effectiveness of internal control over financial reporting, included in Management’s Report on Internal Control Over Financial Reporting appearing under Item 8. Our responsibility is to express opinions on the Company’s consolidated financial statements and on the Company’s internal control over financial reporting based on our audits. We are a public accounting firm registered with the Public Company Accounting Oversight Board (United States) (PCAOB) and are required to be independent with respect to the Company in accordance with the U.S. federal securities laws and the applicable rules and regulations of the Securities and Exchange Commission and the PCAOB.

We conducted our audits in accordance with the standards of the PCAOB. Those standards require that we plan and perform the audits to obtain reasonable assurance about whether the consolidated financial statements are free of material misstatement, whether due to error or fraud, and whether effective internal control over financial reporting was maintained in all material respects.

Our audits of the consolidated financial statements included performing procedures to assess the risks of material misstatement of the consolidated financial statements, whether due to error or fraud, and performing procedures that respond to those risks. Such procedures included examining, on a test basis, evidence regarding the amounts and disclosures in the consolidated financial statements. Our audits also included evaluating the accounting principles used and significant estimates made by management, as well as evaluating the overall presentation of the consolidated financial statements. Our audit of internal control over financial reporting included obtaining an understanding of internal control over financial reporting, assessing the risk that a material weakness exists, and testing and evaluating the design and operating effectiveness of internal control based on the assessed risk. Our audits also included performing such other procedures as we considered necessary in the circumstances. We believe that our audits provide a reasonable basis for our opinions.

As described in Management’s Report on Internal Control Over Financial Reporting, management has excluded Parnassus Investments (“Parnassus”) and Abacus Capital Group, LLC (“Abacus”) from its assessment of internal control over financial reporting as of December 31, 2021 because the Company completed majority investments that were accounted for as business combinations during 2021. We have also excluded Parnassus and Abacus from our audit of internal control over financial reporting. Parnassus and Abacus’ total assets and total revenues excluded from management’s assessment and our audit of internal control over financial reporting collectively represent approximately 0.8% and 3.6%, respectively, of the related consolidated financial statement amounts as of and for the year ended December 31, 2021.

Definition and Limitations of Internal Control over Financial Reporting

A company’s internal control over financial reporting is a process designed to provide reasonable assurance regarding the reliability of financial reporting and the preparation of financial statements for external purposes in accordance with generally accepted accounting principles. A company’s internal control over financial reporting includes those policies and procedures that (i) pertain to the maintenance of records that, in reasonable detail, accurately and fairly reflect the transactions and

dispositions of the assets of the company, (ii) provide reasonable assurance that transactions are recorded as necessary to permit preparation of financial statements in accordance with generally accepted accounting principles, and that receipts and expenditures of the company are being made only in accordance with authorizations of management and directors of the company, and (iii) provide reasonable assurance regarding prevention or timely detection of unauthorized acquisition, use, or disposition of the company's assets that could have a material effect on the financial statements.

Because of its inherent limitations, internal control over financial reporting may not prevent or detect misstatements. Also, projections of any evaluation of effectiveness to future periods are subject to the risk that controls may become inadequate because of changes in conditions, or that the degree of compliance with the policies or procedures may deteriorate.

Critical Audit Matters

The critical audit matters communicated below are matters arising from the current period audit of the consolidated financial statements that were communicated or required to be communicated to the audit committee and that (i) relate to accounts or disclosures that are material to the consolidated financial statements and (ii) involved our especially challenging, subjective, or complex judgments. The communication of critical audit matters does not alter in any way our opinion on the consolidated financial statements, taken as a whole, and we are not, by communicating the critical audit matters below, providing separate opinions on the critical audit matters or on the accounts or disclosures to which they relate.

Acquisition of Parnassus - Acquired Client Relationships

As described in Note 9 to the consolidated financial statements, the Company completed a majority investment in Parnassus on October 1, 2021. As disclosed by management, the Company determined the fair value of certain assets (including acquired client relationships, an intangible asset), liabilities, and equity interests when allocating the purchase price of Parnassus by using a discounted cash flow analysis that included projected growth rates of assets under management and discount rate assumptions. The fair value of the acquired client relationships in 2021 were \$957.0 million, the majority of which were from the acquisition of Parnassus.

The principal considerations for our determination that performing procedures relating to the acquisition of Parnassus - acquired client relationships is a critical audit matter are (i) the significant judgment by management when determining the fair value, (ii) a high degree of auditor judgment, subjectivity and effort in performing procedures and evaluating management's significant assumptions related to the projected growth rates of assets under management and the discount rate, and (iii) the audit effort involved the use of professionals with specialized skill and knowledge.

Addressing the matter involved performing procedures and evaluating audit evidence in connection with forming our overall opinion on the consolidated financial statements. These procedures included testing the effectiveness of controls relating to the acquisition accounting, including controls over management's valuation of the acquired client relationships and the development of significant assumptions related to the projected growth rates of assets under management and the discount rate. These procedures also included, among others, (i) reading the purchase agreement and (ii) testing management's process for determining the fair value of the acquired client relationships. Testing management's process included evaluating the appropriateness of the discounted cash flow analysis, testing the completeness and accuracy of data used by management in the discounted cash flow analysis, and evaluating the reasonableness of significant assumptions related to the projected growth rates of assets under management and the discount rate. Evaluating the reasonableness of the projected growth rates of assets under management involved considering (i) the consistency with external market and industry data, (ii) the consistency with past performance of Parnassus, and (iii) whether the projected growth rates were consistent with evidence obtained in other areas of the audit. The reasonableness of the discount rate assumption was evaluated by considering the cost of capital of comparable businesses and other industry factors. Professionals with specialized skill and knowledge were used to assist in the evaluation of the Company's discounted cash flow analysis and the discount rate assumption.

Impairment Evaluation for Equity Method Investments in Affiliates

As described in Notes 1 and 11 to the consolidated financial statements, the Company's equity method investments in affiliates balance was \$2,134.4 million as of December 31, 2021. Management periodically evaluates its equity method investments in affiliates for impairment by performing assessments to determine if fair value may have declined below related carrying value for a period that they consider to be other-than-temporary. In the fourth quarter of 2021, management concluded that due to declines in assets under management and reductions in projected growth that there was a \$52.0 million impairment to reduce the carrying value of an affiliate to fair value. The fair value of the investment was determined using probability-weighted discounted cash flow analyses that require assumptions such as growth rates of assets under management and discount rates.

The principal considerations for our determination that performing procedures relating to the impairment evaluation for equity method investments in affiliates is a critical audit matter are (i) the significant judgment by management to evaluate the significant assumptions used in the discounted cash flow analyses to determine the fair value of the investment, which was used to determine the amount that fair value had declined below its related carrying value for a period considered to be other-than-temporary, (ii) a high degree of auditor judgment, subjectivity and effort in performing procedures and evaluating management's significant assumptions related to the growth rates of assets under management and discount rates used in the impairment evaluation, and (iii) the audit effort involved the use of professionals with specialized skill and knowledge.

Addressing the matter involved performing procedures and evaluating audit evidence in connection with forming our overall opinion on the consolidated financial statements. These procedures included testing the effectiveness of controls relating to management's impairment evaluation for equity method investments in affiliates, including controls over the discounted cash flow analyses and significant assumptions used to determine the fair value of equity method investments in affiliates. These procedures also included, among others, testing management's process for determining the fair value of its equity method investments in affiliates, including evaluating the appropriateness of the discounted cash flow analyses, testing the completeness and accuracy of the underlying data used in the discounted cash flow analyses, and evaluating the reasonableness of the significant assumptions used by management in developing the fair value measurement related to the growth rates of assets under management and discount rates. Evaluating the reasonableness of the growth rates of assets under management involved considering (i) the consistency with external market and industry data, (ii) the consistency with past performance of the affiliate, and (iii) whether the growth rates were consistent with evidence obtained in other areas of the audit. The reasonableness of the discount rate assumption was evaluated by considering the cost of capital of comparable businesses and other industry factors. Professionals with specialized skill and knowledge were used to assist in the evaluation of the discount rates used to determine whether the fair value of the equity method investment had declined below its carrying value for a period considered to be other-than-temporary.

/s/ PricewaterhouseCoopers LLP
Boston, Massachusetts
February 18, 2022

We have served as the Company's auditor since 1993.

AFFILIATED MANAGERS GROUP, INC.
CONSOLIDATED STATEMENTS OF INCOME
(in millions, except per share data)

	For the Years Ended December 31,		
	2019	2020	2021
Consolidated revenue	\$ 2,239.6	\$ 2,027.5	\$ 2,412.4
Consolidated expenses:			
Compensation and related expenses	943.0	883.7	1,047.1
Selling, general and administrative	376.8	321.4	347.1
Intangible amortization and impairments	144.5	140.5	35.7
Interest expense	76.2	92.3	111.4
Depreciation and other amortization	21.3	19.1	16.6
Other expenses (net)	57.0	52.8	73.5
Total consolidated expenses	<u>1,618.8</u>	<u>1,509.8</u>	<u>1,631.4</u>
Equity method income (loss) (net)	(338.0)	(43.4)	242.5
Investment and other income	25.2	34.1	117.6
Income before income taxes	<u>308.0</u>	<u>508.4</u>	<u>1,141.1</u>
Income tax expense	2.9	81.4	251.0
Net income	<u>305.1</u>	<u>427.0</u>	<u>890.1</u>
Net income (non-controlling interests)	(289.4)	(224.8)	(324.4)
Net income (controlling interest)	<u>\$ 15.7</u>	<u>\$ 202.2</u>	<u>\$ 565.7</u>
Average shares outstanding (basic)	50.5	46.5	41.5
Average shares outstanding (diluted)	50.6	46.7	44.8
Earnings per share (basic)	\$ 0.31	\$ 4.34	\$ 13.65
Earnings per share (diluted)	\$ 0.31	\$ 4.33	\$ 13.05

The accompanying notes are an integral part of the Consolidated Financial Statements.

AFFILIATED MANAGERS GROUP, INC.
CONSOLIDATED STATEMENTS OF COMPREHENSIVE INCOME
(in millions)

	For the Years Ended December 31,		
	2019	2020	2021
Net income	\$ 305.1	\$ 427.0	\$ 890.1
Other comprehensive income (loss), net of tax:			
Foreign currency translation gain	10.9	15.2	6.8
Change in net realized and unrealized gain (loss) on derivative financial instruments	1.7	(1.5)	0.4
Other comprehensive income, net of tax	12.6	13.7	7.2
Comprehensive income	317.7	440.7	897.3
Comprehensive income (non-controlling interests)	(301.8)	(228.0)	(321.2)
Comprehensive income (controlling interest)	\$ 15.9	\$ 212.7	\$ 576.1

The accompanying notes are an integral part of the Consolidated Financial Statements.

AFFILIATED MANAGERS GROUP, INC.
CONSOLIDATED BALANCE SHEETS
(in millions, except par value)

	December 31,	
	2020	2021
Assets		
Cash and cash equivalents	\$ 1,039.7	\$ 908.5
Receivables	421.6	419.2
Investments in marketable securities	74.9	78.5
Goodwill	2,661.4	2,689.2
Acquired client relationships (net)	1,048.8	1,966.4
Equity method investments in Affiliates (net)	2,074.8	2,134.4
Fixed assets (net)	79.6	73.9
Other investments	257.2	375.2
Other assets	230.9	231.1
Total assets	<u>\$ 7,888.9</u>	<u>\$ 8,876.4</u>
Liabilities and Equity		
Payable and accrued liabilities	\$ 712.4	\$ 789.1
Debt	2,312.1	2,490.4
Deferred income tax liability (net)	423.4	503.2
Other liabilities	452.2	709.2
Total liabilities	<u>3,900.1</u>	<u>4,491.9</u>
Commitments and contingencies (Note 8)		
Redeemable non-controlling interests	671.5	673.9
Equity:		
Common stock (\$0.01 par value, 153.0 shares authorized; 58.5 shares issued in 2020 and 2021)	0.6	0.6
Additional paid-in capital	728.9	651.6
Accumulated other comprehensive loss	(98.3)	(87.9)
Retained earnings	4,005.5	4,569.5
	<u>4,636.7</u>	<u>5,133.8</u>
Less: Treasury stock, at cost (14.5 shares in 2020 and 18.3 shares in 2021)	(1,857.0)	(2,347.4)
Total stockholders' equity	<u>2,779.7</u>	<u>2,786.4</u>
Non-controlling interests	537.6	924.2
Total equity	<u>3,317.3</u>	<u>3,710.6</u>
Total liabilities and equity	<u>\$ 7,888.9</u>	<u>\$ 8,876.4</u>

The accompanying notes are an integral part of the Consolidated Financial Statements.

AFFILIATED MANAGERS GROUP, INC.
CONSOLIDATED STATEMENTS OF CHANGES IN EQUITY
(in millions)

	Total Stockholders' Equity						
	Common Stock	Additional Paid-In Capital	Accumulated Other Comprehensive Income (Loss)	Retained Earnings	Treasury Stock at Cost	Non-controlling Interests	Total Equity
December 31, 2018	\$ 0.6	\$ 835.6	\$ (109.0)	\$ 3,876.8	\$ (1,146.6)	\$ 677.5	\$ 4,134.9
Impact of adoption of new accounting standard (ASU 2018-02)	—	—	—	(6.6)	—	—	(6.6)
Net income	—	—	—	15.7	—	289.4	305.1
Other comprehensive income, net of tax	—	—	0.2	—	—	12.4	12.6
Share-based compensation	—	49.9	—	—	—	—	49.9
Common stock issued under share-based incentive plans	—	(34.0)	—	—	28.6	—	(5.4)
Share repurchases	—	2.5	—	—	(363.3)	—	(360.8)
Dividends (\$1.28 per share)	—	—	—	(66.1)	—	—	(66.1)
Issuance costs and other	—	0.1	—	—	—	—	0.1
Affiliate equity activity:							
Affiliate equity compensation	—	9.6	—	—	—	30.9	40.5
Issuances	—	(3.7)	—	—	—	14.9	11.2
Purchases	—	13.2	—	—	—	(10.3)	2.9
Changes in redemption value of Redeemable non-controlling interests	—	(166.0)	—	—	—	—	(166.0)
Transfers to Redeemable non-controlling interests	—	—	—	—	—	(105.0)	(105.0)
Capital contributions and other	—	—	—	—	—	(0.3)	(0.3)
Distributions to non-controlling interests	—	—	—	—	—	(347.9)	(347.9)
December 31, 2019	\$ 0.6	\$ 707.2	\$ (108.8)	\$ 3,819.8	\$ (1,481.3)	\$ 561.6	\$ 3,499.1
Net income	—	—	—	202.2	—	224.8	427.0
Other comprehensive income, net of tax	—	—	10.5	—	—	3.2	13.7
Share-based compensation	—	67.4	—	—	—	—	67.4
Common stock issued under share-based incentive plans	—	(40.9)	—	—	34.4	—	(6.5)
Share repurchases	—	(19.9)	—	—	(410.1)	—	(430.0)
Dividends (\$0.35 per share)	—	—	—	(16.5)	—	—	(16.5)
Affiliate equity activity:							
Affiliate equity compensation	—	20.9	—	—	—	30.9	51.8
Issuances	—	(5.1)	—	—	—	25.2	20.1
Purchases	—	58.7	—	—	—	(14.5)	44.2
Changes in redemption value of Redeemable non-controlling interests	—	(59.4)	—	—	—	—	(59.4)
Transfers to Redeemable non-controlling interests	—	—	—	—	—	7.8	7.8
Capital contributions and other	—	—	—	—	—	4.9	4.9
Distributions to non-controlling interests	—	—	—	—	—	(306.3)	(306.3)
December 31, 2020	\$ 0.6	\$ 728.9	\$ (98.3)	\$ 4,005.5	\$ (1,857.0)	\$ 537.6	\$ 3,317.3
Net income	—	—	—	565.7	—	324.4	890.1

Other comprehensive income (loss), net of tax	—	—	10.4	—	—	(3.2)	7.2							
Share-based compensation	—	63.4	—	—	—	—	63.4							
Common stock issued under share-based incentive plans	—	(53.5)	—	—	36.8	—	(16.7)							
Repurchases of junior convertible securities	—	(7.1)	—	—	—	—	(7.1)							
Share repurchases	—	17.3	—	—	(527.2)	—	(509.9)							
Dividends (\$0.04 per share)	—	—	—	(1.7)	—	—	(1.7)							
Investments in Affiliates	—	—	—	—	—	247.0	247.0							
Affiliate equity activity:														
Affiliate equity compensation	—	17.0	—	—	—	45.9	62.9							
Issuances	—	(16.7)	—	—	—	120.6	103.9							
Purchases	—	23.9	—	—	—	(21.1)	2.8							
Changes in redemption value of Redeemable non-controlling interests	—	(121.6)	—	—	—	—	(121.6)							
Transfers to Redeemable non-controlling interests	—	—	—	—	—	(3.9)	(3.9)							
Capital contributions and other	—	—	—	—	—	11.2	11.2							
Distributions to non-controlling interests	—	—	—	—	—	(334.3)	(334.3)							
December 31, 2021	<u>\$</u>	<u>0.6</u>	<u>\$</u>	<u>651.6</u>	<u>\$</u>	<u>(87.9)</u>	<u>\$</u>	<u>4,569.5</u>	<u>\$</u>	<u>(2,347.4)</u>	<u>\$</u>	<u>924.2</u>	<u>\$</u>	<u>3,710.6</u>

The accompanying notes are an integral part of the Consolidated Financial Statements.

AFFILIATED MANAGERS GROUP, INC.
CONSOLIDATED STATEMENTS OF CASH FLOWS
(in millions)

	For the Years Ended December 31,		
	2019	2020	2021
Cash flow from (used in) operating activities:			
Net income	\$ 305.1	\$ 427.0	\$ 890.1
Adjustments to reconcile Net income to cash flow from (used in) operating activities:			
Intangible amortization and impairments	144.5	140.5	35.7
Depreciation and other amortization	21.3	19.1	16.6
Deferred income tax (benefit) expense	(55.8)	26.8	91.2
Equity method loss (income) (net)	338.0	43.4	(242.5)
Distributions of earnings received from equity method investments	252.4	236.8	337.5
Share-based compensation and Affiliate equity expense	90.4	119.2	126.7
Net realized and unrealized gains on investment securities	(21.4)	(19.5)	(108.7)
Other non-cash items	3.7	16.5	44.2
Changes in assets and liabilities:			
Purchases of securities by consolidated Affiliate sponsored investment products	(42.3)	(110.1)	(109.6)
Sales of securities by consolidated Affiliate sponsored investment products	16.5	99.6	58.0
(Increase) decrease in receivables	(15.8)	1.1	31.7
(Increase) decrease in other assets	(51.4)	73.1	23.8
(Decrease) increase in payables, accrued liabilities and other liabilities	(56.1)	(64.2)	64.5
Cash flow from operating activities	<u>929.1</u>	<u>1,009.3</u>	<u>1,259.2</u>
Cash flow from (used in) investing activities:			
Investments in Affiliates, net of cash acquired	(162.3)	(44.5)	(562.6)
Divestments of Affiliates and return of capital from equity method investments	117.7	—	4.4
Purchase of fixed assets	(9.6)	(8.5)	(8.4)
Purchase of investment securities	(43.1)	(47.7)	(73.5)
Sale of investment securities	72.9	47.0	56.4
Cash flow used in investing activities	<u>(24.4)</u>	<u>(53.7)</u>	<u>(583.7)</u>
Cash flow from (used in) financing activities:			
Borrowings of senior bank debt, senior notes, and junior subordinated notes	470.7	874.8	200.0
Repayments of senior bank debt and junior convertible securities	(510.0)	(350.0)	(33.0)
Repurchase of common stock (net)	(356.1)	(335.1)	(595.3)
Dividends paid on common stock	(65.3)	(16.8)	(1.7)
Distributions to non-controlling interests	(347.9)	(306.3)	(334.3)
Affiliate equity purchases	(146.0)	(315.1)	(150.5)
Affiliate equity issuances	10.5	20.2	117.7
Subscriptions to consolidated Affiliate sponsored investment products, net of redemptions	19.0	12.9	40.9
Other financing items	(9.6)	(40.0)	(42.1)
Cash flow used in financing activities	<u>(934.7)</u>	<u>(455.4)</u>	<u>(798.3)</u>
Effect of foreign currency exchange rate changes on cash and cash equivalents	8.7	2.1	(0.8)
Net (decrease) increase in cash and cash equivalents	(21.3)	502.3	(123.6)
Cash and cash equivalents at beginning of period	565.5	539.6	1,039.7
Effect of deconsolidation of Affiliates and Affiliate sponsored investment products	(4.6)	(2.2)	(7.6)
Cash and cash equivalents at end of period	<u>\$ 539.6</u>	<u>\$ 1,039.7</u>	<u>\$ 908.5</u>
Supplemental disclosure of cash flow information:			
Interest paid	\$ 84.1	\$ 88.3	\$ 103.0
Income taxes paid (refunds received), net	102.7	(12.4)	87.1
Lease liabilities paid	35.4	39.1	38.8
Supplemental disclosure of non-cash investing and financing activities:			
Payables recorded for investments in Affiliates and contingent payment obligations	—	109.2	287.8
Stock issued upon vesting of restricted stock units and exercise of stock options	32.7	35.6	82.6
Right-of-use assets obtained in exchange for new operating leases	189.7	24.4	26.3
Stock received for tax withholdings on share-based payments	6.4	6.7	19.9
Payables recorded for share repurchases	10.6	105.6	16.7
Payables recorded for Affiliate equity purchases	19.8	22.0	11.0

The accompanying notes are an integral part of the Consolidated Financial Statements.

AFFILIATED MANAGERS GROUP, INC.

NOTES TO CONSOLIDATED FINANCIAL STATEMENTS

1. Business and Summary of Significant Accounting Policies

(a) Organization and Nature of Operations

Affiliated Managers Group, Inc. (the “Company”) is a leading partner to independent active investment management firms globally. AMG’s strategy is to generate long-term value by investing in a diverse array of high-quality partner-owned investment firms, referred to as “Affiliates.” The Company’s Affiliates provide a comprehensive and diverse range of return-oriented strategies designed to assist institutional, retail, and high net worth clients worldwide in achieving their investment objectives. The Company operates in one segment, global asset management.

Each of the Company’s Affiliates operates through distinct legal entities, which affords the Company the flexibility to design a separate operating agreement for each Affiliate. Each operating agreement reflects the specific terms of the Company’s economic participation in the Affiliate, which, in each case, uses a “structured partnership interest.”

For a majority of Affiliates, the Company uses structured partnership interests in which the Company contractually shares in the Affiliate’s revenue without regard to expenses. In this type of structured partnership interest, the Affiliate allocates a specified percentage of its revenue to the Company and Affiliate management, while using the remainder of its revenue for operating expenses and for additional distributions to Affiliate management. The Company and Affiliate management, therefore, participate in any increase or decrease in revenue and only Affiliate management participates in any increase or decrease in expenses. Under these structured partnership interests, the Company’s contractual share of revenue generally has priority over distributions to Affiliate management. For other Affiliates, the Company uses structured partnership interests in which the Company contractually shares in the Affiliate’s revenue less agreed-upon expenses. This type of partnership interest allows the Company to benefit from any increase in revenue or any decrease in the agreed-upon expenses, but also exposes the Company to any decrease in revenue or any increase in such expenses. The degree of the Company’s exposure to expenses from these structured partnership interests varies by Affiliate and includes Affiliates in which the Company fully shares in the expenses of the business.

(b) Basis of Presentation and Use of Estimates

The Consolidated Financial Statements of the Company have been prepared in accordance with accounting principles generally accepted in the U.S. (“GAAP”). All dollar amounts, except per share data in the text and tables herein, are stated in millions unless otherwise indicated. All intercompany balances and transactions have been eliminated. Certain reclassifications have been made to the prior period’s financial statements to conform to the current period’s presentation.

The preparation of financial statements in conformity with GAAP requires management to make estimates and assumptions that affect the reported amounts and disclosures in the financial statements. Actual results could differ from those estimates.

(c) Principles of Consolidation

In evaluating whether an investment must be consolidated, the Company evaluates the risk, rewards, and significant terms of each of its Affiliates and other investments to determine if an investment is considered a voting rights entity (“VRE”) or a variable interest entity (“VIE”). An entity is a VRE when the total equity investment at risk is sufficient to enable the entity to finance its activities independently, and when the equity holders have the obligation to absorb losses, the right to receive residual returns, and the right to direct the activities of the entity that most significantly impact its economic performance. An entity is a VIE when it lacks one or more of the characteristics of a VRE, which, for the Company, are Affiliate investments structured as partnerships (or similar entities) where the Company is a limited partner and lacks substantive kick-out or substantive participation rights over the general partner. Assessing whether an entity is a VRE or VIE involves judgment. Upon the occurrence of certain events, management reviews and reconsiders its previous conclusion regarding the status of an entity as a VRE or a VIE.

The Company consolidates VREs when it has control over significant operating, financial, and investing decisions of the entity. When the Company lacks such control, but is deemed to have significant influence, the Company accounts for the VRE under the equity method. Investments with readily determinable fair values in which the Company does not have rights to exercise significant influence are recorded at fair value on the Consolidated Balance Sheets, with changes in fair value included in Investment and other income on the Consolidated Statements of Income.

AFFILIATED MANAGERS GROUP, INC.**NOTES TO CONSOLIDATED FINANCIAL STATEMENTS (Continued)**

The Company consolidates VIEs when it is the primary beneficiary of the entity, which is defined as having the power to direct the activities that most significantly impact the VIE's economic performance and the obligation to absorb losses of, or the right to receive benefits from, the entity that could potentially be significant to the VIE. Substantially all of the Company's consolidated Affiliates considered VIEs are controlled because the Company holds a majority of the voting interests or it is the managing member or general partner. Furthermore, an Affiliate's assets can be used for purposes other than the settlement of the respective Affiliate's obligations. The Company applies the equity method of accounting to VIEs where the Company is not the primary beneficiary, but has the ability to exercise significant influence over operating and financial matters of the VIE. See Note 5.

Investments in Affiliates

Substantially all of the Company's Affiliates are considered VIEs and are either consolidated or accounted for under the equity method. A limited number of the Company's Affiliates are considered VREs and most of these are accounted for under the equity method.

When an Affiliate is consolidated, the portion of the earnings attributable to Affiliate management's and any co-investor's equity ownership is included in Net income (non-controlling interests) in the Consolidated Statements of Income. Undistributed earnings attributable to Affiliate management's and any co-investor's equity ownership, along with their share of any tangible or intangible net assets, are presented within Non-controlling interests on the Consolidated Balance Sheets. Affiliate equity interests where the holder has certain rights to demand settlement are presented, at their current redemption values, as Redeemable non-controlling interests or Other liabilities on the Consolidated Balance Sheets. The Company periodically issues, sells, and purchases the equity of its consolidated Affiliates. Because these transactions take place between entities under common control, any gains or losses attributable to these transactions are required to be included in Additional paid-in capital on the Consolidated Balance Sheets, net of any related income tax effects in the period the transaction occurs.

When an Affiliate is accounted for under the equity method, the Company's share of an Affiliate's earnings or losses, net of amortization and impairments, is included in Equity method income (loss) (net) in the Consolidated Statements of Income and the carrying value of the Affiliate is reported in Equity method investments in Affiliates (net) in the Consolidated Balance Sheets. Deferred taxes recorded on intangible assets upon acquisition of an Affiliate accounted for under the equity method are presented on a gross basis within Equity method investments in Affiliates (net) and Deferred income tax liability (net) in the Consolidated Balance Sheets. The Company's share of income taxes incurred directly by Affiliates accounted for under the equity method is recorded in Income tax expense in the Consolidated Statements of Income.

The Company periodically performs assessments to determine if fair value of an investment may have declined below its related carrying value for its Affiliates accounted for under the equity method for a period that the Company considers to be other-than-temporary. Where the Company believes that such declines may have occurred, the Company determines the amount of impairment using valuation methods, such as discounted cash flow analyses. Impairments are recorded as an expense in Equity method income (loss) (net) to reduce the carrying value of the Affiliate to its fair value.

Affiliate Sponsored Investment Products

The Company's Affiliates sponsor various investment products where the Affiliate also acts as the investment adviser. These investment products are typically owned primarily by third-party investors; however, certain products are funded with general partner and seed capital investments from the Company and its Affiliates.

Third-party investors in Affiliate sponsored investment products are generally entitled to substantially all of the economics of these products, except for the asset- and performance-based fees earned by the Company's Affiliates or any gains or losses attributable to the Company's or its Affiliates' investments in these products. As a result, the Company generally does not consolidate these products. However, for certain products, the Company's consolidated Affiliates, as the investment manager, have the power to direct the activities of the investment product and have an exposure to the economics of the VIE that is more than insignificant, though generally only for a short period while the product is established and has yet to attract significant other investors. When the products are consolidated, the Company retains the specialized investment company accounting principles of the underlying products, and all of the underlying investments are carried at fair value in Investments in marketable securities in the Consolidated Balance Sheets, with corresponding changes in the investments' fair values included in Investment and other income. Purchases and sales of securities are presented within purchases and sales by consolidated Affiliate sponsored investment products in the Consolidated Statements of Cash Flows, respectively, and the third-party investors' interests are recorded in Redeemable non-controlling interests. When the Company or its consolidated Affiliates no longer control these products, due to a reduction in ownership or other reasons, the products are deconsolidated with only the Company's or its consolidated Affiliate's investment in the product reported from the date of deconsolidation.

AFFILIATED MANAGERS GROUP, INC.**NOTES TO CONSOLIDATED FINANCIAL STATEMENTS (Continued)***(d) Cash and Cash Equivalents*

The Company considers all highly liquid investments, including money market mutual funds, with original maturities of three months or less to be cash equivalents. Cash equivalents are stated at cost, which approximates market value due to the short-term maturity of these investments. Money market mutual funds with a floating net asset value (“NAV”) would not meet the definition of a cash equivalent if the fund has enacted liquidity fees or redemption gates.

(e) Receivables

The Company’s Affiliates earn asset- and performance-based fees, which are billed based on the terms of the related contracts. Billed but uncollected asset- and performance-based fees are presented within Receivables on the Consolidated Balance Sheets and are generally short-term in nature.

Certain of the Company’s Affiliates in the UK act as intermediaries between clients and their sponsored investment products. Normal settlement periods on transactions initiated by these clients with the sponsored investment products result in unsettled fund share receivables and payables that are presented on a gross basis within Receivables, and Payables and accrued liabilities on the Consolidated Balance Sheets. The gross presentation of these receivables and offsetting payables reflects the legal relationship between the underlying investor, the Company’s Affiliates, and the sponsored investment products.

(f) Investments in Marketable Securities

Realized and unrealized gains or losses on investments in marketable securities are reported within Investment and other income. Realized gains and losses are recorded on the trade date on a specific identified basis, except for consolidated Affiliate sponsored investment products, which use an average cost basis.

(g) Fair Value Measurements

The Company determines the fair value of certain investment securities and other financial and non-financial assets and liabilities. Fair value is determined based on the price that would be received for an asset or paid to transfer a liability in an orderly transaction between market participants in the principal or most advantageous market at the measurement date, utilizing a hierarchy of three different valuation techniques:

Level 1 - Unadjusted quoted market prices for identical instruments in active markets;

Level 2 - Quoted prices for similar instruments in active markets; quoted prices for identical or similar instruments in markets that are not active; and model-derived valuations whose inputs, or significant value drivers, are observable; and

Level 3 - Prices that reflect the Company’s own assumptions concerning unobservable inputs to the valuation model. In these valuation models, the Company is required to make judgments about growth rates of assets under management, client attrition, asset- and performance-based fee rates, and expenses. These valuation models also require judgments about tax benefits, credit risk, interest rates, tax rates, discount rates, volatility, and discounts for lack of marketability. These inputs require significant management judgment and reflect the Company’s assumptions that the Company believes market participants would use in pricing the asset or liability.

(h) Acquired Client Relationships and Goodwill

Each Affiliate in which the Company makes an investment has identifiable assets arising from contractual or other legal rights with their clients (“acquired client relationships”). In determining the value of acquired client relationships, the Company analyzes the net present value of these Affiliates’ existing client relationships based on a number of factors, including: the Affiliate’s historical and potential future operating performance; the Affiliate’s historical and potential future rates of attrition of existing clients; the stability and longevity of existing client relationships; the Affiliate’s recent, as well as long-term, investment performance; the characteristics of the firm’s products and investment styles; the stability and depth of the Affiliate’s management team; and the Affiliate’s history and perceived franchise or brand value.

The Company has determined that certain of its acquired client relationships meet the criteria to be considered indefinite-lived assets because the Company expects the contracts to be renewed annually and, therefore, the cash flows generated by these contracts to continue indefinitely. Accordingly, the Company does not amortize these intangible assets, but instead assesses these assets annually or more frequently whenever events or circumstances occur indicating that the recorded indefinite-lived acquired client relationship may be impaired. Each reporting period, the Company assesses whether events or circumstances have occurred that indicate that the indefinite life criteria are no longer met.

AFFILIATED MANAGERS GROUP, INC.**NOTES TO CONSOLIDATED FINANCIAL STATEMENTS (Continued)**

The Company has determined that certain of its acquired client relationships meet the criteria to be considered definite-lived assets, including investment advisory contracts between its Affiliates and their underlying investors, and are amortized over their expected period of economic benefit. The expected period of economic benefit of definite-lived acquired client relationships is a judgment based on the historical and projected attrition rates of each Affiliate's existing clients, and other factors that may influence the expected future economic benefit the Company will derive from these relationships. The expected lives of definite-lived acquired client relationships are analyzed annually or more frequently whenever events or circumstances have occurred that indicate the expected period of economic benefit may no longer be appropriate.

The Company assesses for the possible impairment of indefinite- and definite-lived acquired client relationships annually or more frequently whenever events or changes in circumstances indicate that the carrying amount of the asset may not be recoverable. If such indicators exist, the Company considers various qualitative and quantitative factors (including market multiples) to determine if the fair value of each asset is greater than its carrying value. If the carrying value is greater than the fair value, an expense would be recorded in Intangible amortization and impairments in the Consolidated Statements of Income to reduce the carrying value of the asset to fair value.

Goodwill represents the future economic benefits arising from assets acquired in a business combination that are not separately recognized. Goodwill is not amortized, but is instead reviewed for impairment. The Company performs an impairment assessment annually or more frequently whenever events or circumstances occur indicating that the carrying value of its single reporting unit is in excess of its fair value. In this assessment, the Company typically measures the fair value of its reporting unit using various qualitative and quantitative factors (including the Company's market capitalization and market multiples for asset management businesses). If a potential impairment is more-likely-than-not, then the Company will perform a single step assessment with any excess of carrying value over fair value recorded as an expense in Intangible amortization and impairments.

(i) Fixed Assets

Fixed assets are recorded at cost and depreciated using the straight-line method over their estimated useful lives. The estimated useful lives of office equipment and furniture and fixtures range from two years to ten years. Computer software developed or obtained for internal use is amortized over the estimated useful life of the software, generally two years to five years. Leasehold improvements are amortized over the shorter of their estimated useful lives or the term of the lease. Buildings are amortized over their expected useful lives, generally not to exceed 39 years. The costs of improvements that extend the life of a fixed asset are capitalized, while the cost of repairs and maintenance are expensed as incurred. Land and artwork are not depreciated; artwork is included in Other assets on the Consolidated Balance Sheets.

(j) Leases

Leases are classified as either operating leases or finance leases. The Company and its Affiliates currently lease office space and equipment primarily under operating lease arrangements. As these leases expire, it is expected that, in the normal course of business, they will be renewed or replaced. Whether a lease is classified as an operating lease or a finance lease, the Company and its Affiliates must record a right-of-use asset and a lease liability at the commencement date of the lease, other than for leases with an initial term of 12 months or less. As permitted under Accounting Standard Update ("ASU") 2016-02 Leases (and related ASUs), the Company and its Affiliates elect not to record short-term leases with an initial lease term less than 12 months on the Company's Consolidated Balance Sheets. Right-of-use assets and lease liabilities are reported in Other assets and Other liabilities, respectively, on the Consolidated Balance Sheets. A lease liability is initially and subsequently reported at the present value of the outstanding lease payments determined by discounting those lease payments over the remaining lease term using the incremental borrowing rate of the legal entity entering into the lease as of the commencement date. A right-of-use asset is initially reported at the present value of the corresponding lease liability plus any prepaid lease payments and initial direct costs of entering into the lease, and reduced by any lease incentives. Subsequently, a right-of-use asset is reported at the present value of the lease liability adjusted for any prepaid or accrued lease payments, remaining balances of any lease incentives received, unamortized initial direct costs of entering into the lease and any impairments of the right-of-use asset. The Company and its Affiliates test for possible impairments of right-of-use assets annually or more frequently whenever events or changes in circumstances indicate that the carrying value of a right-of-use asset may exceed its fair value. If the carrying value of the right-of-use asset exceeds its fair value, then the carrying value of the right-of-use asset is reduced to its fair value and the expense is recorded in Other expenses (net) on the Consolidated Statements of Income. Subsequent to an impairment, the carrying value of the right-of-use asset is amortized on a straight-line basis over the remaining lease term.

AFFILIATED MANAGERS GROUP, INC.**NOTES TO CONSOLIDATED FINANCIAL STATEMENTS (Continued)**

Lease liabilities and right-of-use assets based on variable lease payments that depend on an index or rate are initially measured using the index or rate at the commencement date with any subsequent changes in variable lease payments reported in Other expenses (net) as incurred. Most lease agreements for office space that are classified as operating leases contain renewal options, rent escalation clauses, or other lease incentives provided by the lessor. Lease expense is accrued to recognize lease escalation provisions and renewal options that are reasonably certain to be exercised, as well as lease incentives provided by the lessor, on a straight-line basis over the lease term and is reported in Other expenses (net). If a right-of-use asset is impaired, the lease expense is subsequently reported in Other expenses (net) as the straight-line amortization of the right-of-use asset and the accretion of the lease liability, thereby transitioning to a front-loaded expense recognition profile for the associated lease.

The Company and its Affiliates combine lease and non-lease components for their office space leases and separate non-lease components for their equipment leases in calculating their lease liabilities. Sublease income is reported in Investment and other income.

(k) Issuance Costs

Issuance costs related to the Company's senior bank debt are amortized over the remaining term of the senior unsecured multicurrency revolving credit facility (the "revolver") and the senior unsecured term loan facility (the "term loan" and, together with the revolver, the "credit facilities"), which approximates the effective interest method. Issuance costs associated with the revolver are included in Other assets. Issuance costs associated with the term loan, and those associated with the Company's senior notes, junior subordinated notes, and junior convertible securities, which are amortized over the expected term of the security, are included as a reduction of Debt in the Consolidated Balance Sheets. The expense resulting from the amortization of these issuance costs is reported in Interest expense in the Consolidated Statements of Income.

(l) Derivative Financial Instruments

The Company and its Affiliates may use derivative financial instruments to offset exposure to changes in interest rates, foreign currency exchange rates, and markets. The Company records derivatives in the Consolidated Balance Sheets at fair value. The Company assesses hedge effectiveness at derivative inception and on a quarterly basis. Changes in fair value of a hedging instrument that are excluded from the assessment of hedge effectiveness, also known as excluded components, are recorded in earnings on a straight-line basis over the respective period of the contracts as a reduction to Interest expense.

For derivative financial instruments designated as cash flow hedges, the Company uses a qualitative method of assessing hedge effectiveness by comparing the notional amounts, timing of payments, currencies (for the forward foreign currency contracts), and interest rates (for the interest rate swap). The effective portion of the unrealized gain or loss is recorded in Other comprehensive income (loss) as a separate component of stockholders' equity and reclassified to earnings with the hedged item. If the qualitative assessment indicates ineffectiveness, then the Company performs a quantitative assessment which is generally measured by comparing the present value of the cumulative change in the expected future cash flows of the hedged contract with the present value of the cumulative change in the expected future cash flows of the hedged item. Upon termination of these instruments or the repayment of the Company's outstanding LIBOR-based borrowings, any gain or loss recorded in Accumulated other comprehensive loss in the Consolidated Balance Sheets will be reclassified into earnings. Changes in the fair values of cash flow hedges are reported in Change in net realized and unrealized gain (loss) on derivative financial instruments in the Consolidated Statements of Comprehensive Income.

For net investment hedges, hedge effectiveness is measured using the spot rate method. The effective portion of the unrealized gain or loss is recorded in Other comprehensive income (loss) as a separate component of stockholders' equity and reclassified to earnings with the hedged item. Changes in the fair values of the effective net investment hedges are reported in Foreign currency translation gain (loss) in the Consolidated Statements of Comprehensive Income. Upon the sale or liquidation of the underlying investment, any gain or loss remaining in Accumulated other comprehensive loss will be reclassified to earnings.

If the Company's or its Affiliates' derivative financial instruments do not qualify as effective hedges, changes in the fair value of the derivatives are recorded as a gain or loss in Investment and other income.

(m) Revenue Recognition

Consolidated revenue primarily represents asset- and performance-based fees earned by the Company and its Affiliates for managing the assets of clients. Substantially all of the Company's and its Affiliates' contracts contain a single performance obligation, which is the provision of investment management services. Investment management, broker-dealer, and administrative services are performed and consumed simultaneously and, therefore, the Company recognizes these asset-based

AFFILIATED MANAGERS GROUP, INC.**NOTES TO CONSOLIDATED FINANCIAL STATEMENTS (Continued)**

fees ratably over time. Substantially all the Company's asset-based fees for services are based on the value of client assets over time, which are typically determined using observable market data. Services may be invoiced in advance or in arrears and are payable upon receipt. Any asset-based fees collected in advance are deferred and recognized as the services are performed and consumed. Consolidated revenue recognized by the Company is adjusted for any expense reimbursement arrangements. The Company's Affiliates may periodically either waive or reduce fees in order to attract or retain client assets or for other reasons. Fee waivers or reductions are presented as a reduction to Consolidated revenue.

Performance-based fees, including carried interests, are recognized upon the satisfaction of performance obligations, the resolution of any constraints, which include exceeding performance benchmarks or hurdle rates that may extend over one or more reporting periods, and when it is improbable that there will be a significant reversal in the amount of revenue recognized. As a result, any performance-based fees or carried interest recognized in the current reporting period may relate to performance obligations satisfied in a previous reporting period.

The Company and its Affiliates have contractual arrangements with third-parties to provide distribution-related services. Fees received and expenses incurred under these arrangements are primarily based on the value of client assets over time. Distribution-related fees are presented within Consolidated revenue gross of any related expenses when the Company and its Affiliates are the principal in their role as primary obligor under their distribution-related services arrangements. Distribution-related expenses are presented within Selling, general and administrative expenses in the Consolidated Statements of Income.

The Company and its Affiliates may enter into contracts for which the costs to obtain or fulfill the contract are based upon a percentage of the value of a client's future assets under management. The Company records these variable costs when incurred because they are subject to market volatility and are not estimable upon the inception of a contract with a client. Any expenses paid in advance are capitalized and amortized on a systematic basis, consistent with the transfer of services, which is the equivalent of recognizing the costs as incurred.

(n) Contingent Payment Obligations

The Company periodically enters into contingent payment obligations in connection with its investments in Affiliates. In these obligations, the Company agrees to pay additional consideration to the sellers to the extent that certain specified financial targets are achieved. For consolidated Affiliates, the Company estimates the fair value of these potential future obligations at the time the investment in an Affiliate is consummated and records a liability in Other liabilities. The Company then accretes the obligation to its expected payment amount over the period until the arrangement is measured. If the Company's expected payment amount subsequently changes, the obligation is reduced or increased in the current period resulting in a gain or loss, respectively. Gains and losses resulting from changes to expected payments are included in Other expenses (net) and the accretion of these obligations to their expected payment amounts are included in Interest expense. For Affiliates accounted for under the equity method of accounting, the Company records a liability in Other liabilities when a payment becomes probable, with a corresponding increase to the carrying value of the Affiliate in Equity method investments in Affiliates (net).

(o) Income Taxes

The Company accounts for income taxes using the asset and liability method, which requires the recognition of deferred tax assets and liabilities for the expected future tax consequences of differences between the financial reporting bases of assets and liabilities and their respective tax bases, using tax rates in effect for the year in which the differences are expected to reverse. The effect on deferred tax assets and liabilities of a change in tax rates is recorded in Income tax expense in the period when the change is enacted.

The Company regularly assesses the recoverability of its deferred income tax assets to determine whether these assets are more-likely-than-not to be realized. In making such a determination, the Company considers all available positive and negative evidence, including future reversals of existing taxable temporary differences, projected future taxable income, tax planning strategies, and results of recent operations. If the Company determines it would not be able to realize its deferred tax assets, it records a valuation allowance to reflect the deferred tax assets at their current value. The recording of adjustments to the valuation allowance will increase or decrease Income tax expense.

The Company records unrecognized tax benefits based on whether it is more-likely-than-not that the uncertain tax positions will be sustained on the basis of the technical merits of the position. If it is determined that an uncertain tax position is more-likely-than-not to be sustained, the Company records the largest amount of tax benefit that is more than 50% likely to be realized upon ultimate settlement with the related tax authority in Income tax expense. Interest and penalties related to unrecognized tax benefits are also recorded in Income tax expense.

AFFILIATED MANAGERS GROUP, INC.**NOTES TO CONSOLIDATED FINANCIAL STATEMENTS (Continued)**

The Company has elected to treat taxes due on U.S. inclusions in taxable income related to Global Intangible Low Taxed Income (“GILTI”) as a current period expense when incurred (the “period cost method”).

(p) Foreign Currency Translation

Assets and liabilities denominated in a functional currency other than the U.S. dollar are translated into U.S. dollars using exchange rates in effect as of the balance sheet date. Revenue and expenses denominated in a functional currency other than the U.S. dollar are translated into U.S. dollars using average exchange rates for the relevant period. Because of the long-term nature of the Company’s investments in its Affiliates, net translation exchange gains and losses resulting from foreign currency translation are recorded in Accumulated other comprehensive loss as a separate component of stockholders’ equity on the Consolidated Balance Sheets. Foreign currency transaction gains and losses are included in Investment and other income.

(q) Concentration of Credit Risk

Financial instruments that potentially subject the Company to significant concentrations of credit risk consist principally of cash investments and derivative financial instruments. The Company and its Affiliates maintain cash and cash equivalents, investments, and, at times, certain derivative financial instruments with various high credit-quality financial institutions. These financial institutions are typically located in countries in which the Company and its Affiliates operate. For the Company and certain of its Affiliates, cash deposits at a financial institution may exceed Federal Deposit Insurance Corporation insurance limits.

(r) Earnings Per Share

The calculation of Earnings per share (basic) is based on the weighted average number of shares of the Company’s common stock outstanding during the period. Earnings per share (diluted) is similar to Earnings per share (basic), but adjusts for the dilutive effect of the potential issuance of incremental shares of the Company’s common stock.

The Company had junior convertible securities outstanding during the periods presented and is required to apply the if-converted method to these securities in its calculation of Earnings per share (diluted). Under the if-converted method, shares that are issuable upon conversion are deemed outstanding, regardless of whether the securities are contractually convertible into the Company’s common stock at that time. For this calculation, the interest expense (net of tax) attributable to these dilutive securities is added back to Net income (controlling interest), reflecting the assumption that the securities have been converted. Issuable shares for these securities and related interest expense are excluded from the calculation if an assumed conversion would be anti-dilutive to diluted earnings per share.

The Company had share-based compensation awards outstanding during the periods presented with vesting provisions subject to certain performance conditions. These awards are excluded from the calculation of Earnings per share (diluted) if the performance condition has not been met as of the end of the reporting period.

(s) Share-Based Compensation Plans

The Company recognizes expenses for all share-based compensation arrangements based on the number of awards expected to vest. The expense for awards without performance conditions is recognized on a straight-line basis over the requisite service period, including grants that are subject to graded vesting. The Company recognizes expenses for all other arrangements on a straight-line basis for each separately vesting portion of the award.

Tax windfalls or shortfalls are recorded in Income tax expense and have been classified as operating activities in the Consolidated Statements of Cash Flows. Taxes paid by the Company when it withholds shares to satisfy tax withholding obligations are classified as a financing activity in the Consolidated Statements of Cash Flows.

(t) Recent Accounting Developments

Effective January 1, 2021, the Company adopted ASU 2019-12, Simplifying the Accounting for Income Taxes. The adoption of this standard did not have a significant impact on the Company’s Consolidated Financial Statements.

In August 2020, the Financial Accounting Standards Board issued ASU 2020-06, Debt with Conversion and Other Options and Derivatives and Hedging - Contracts in Entity’s Own Equity, which simplifies the accounting for convertible instruments and also modifies how particular convertible instruments and certain contracts that may be settled in cash or shares impact the diluted earnings per share calculation. The standard is effective for interim and annual periods beginning after December 15, 2021 for the Company and its consolidated Affiliates, and is effective for interim and annual periods beginning after December 15, 2023 for the Company’s Affiliates accounted for under the equity method. The Company’s adoption of ASU 2020-06 will

AFFILIATED MANAGERS GROUP, INC.

NOTES TO CONSOLIDATED FINANCIAL STATEMENTS (Continued)

result in the Company accounting for its convertible debt instrument as a single liability measured at amortized cost and will modify how certain equity instruments that may be settled in cash or shares, at the Company's option, impact the calculation of Earnings per share (diluted). The Company plans to adopt the standard using a modified retrospective method. The adoption of this standard will result in increases in Debt and beginning Retained Earnings of \$101.5 million and \$4.5 million, respectively, and decreases in Additional paid-in-capital and Deferred income tax liability (net) of \$80.6 million and \$25.4 million, respectively. The potential dilution to the calculation of Earnings per share (diluted) could be material and depends upon a number of factors, such as current share price, number of convertible shares, and conversion price. If the standard had been adopted on January 1, 2021, Earnings per share (diluted) would have been \$13.04 for the year ended December 31, 2021.

2. Investments in Marketable Securities

The following is a summary of the cost, gross unrealized gains, gross unrealized losses, and fair value of Investments in marketable securities:

	December 31,	
	2020	2021
Cost	\$ 69.4	\$ 73.2
Unrealized gains	5.5	8.1
Unrealized losses	(0.0)	(2.8)
Fair value	\$ 74.9	\$ 78.5

As of December 31, 2020 and 2021, Investments in marketable securities include consolidated Affiliate sponsored investment products with fair values of \$52.3 million and \$42.9 million, respectively.

3. Other Investments

Other investments consist of investments in funds advised by the Company's Affiliates that are carried at NAV as a practical expedient and other investments without readily determinable fair values. Any gain or loss related to these investments is recorded in Investment and other income.

Investments Measured at NAV as a Practical Expedient

The Company's Affiliates sponsor funds in which the Company and its consolidated Affiliates may make general partner and seed capital investments. These funds operate in partnership form and apply the specialized fair value accounting for investment companies. The Company accounts for its interests in these funds using the equity method of accounting and is required to retain the specialized accounting of the investment companies. Because the funds' investments do not have readily determinable fair values, the Company uses the NAV of these investments as a practical expedient for their fair values. The following table summarizes the fair values of these investments and any related unfunded commitments:

Category of Investment	December 31, 2020		December 31, 2021	
	Fair Value	Unfunded Commitments	Fair Value	Unfunded Commitments
Private equity funds ⁽¹⁾	\$ 235.4	\$ 122.2	\$ 310.2	\$ 156.3
Investments in other strategies ⁽²⁾	8.0	—	14.6	—
Total ⁽³⁾	\$ 243.4	\$ 122.2	\$ 324.8	\$ 156.3

⁽¹⁾ The Company accounts for the majority of its interests in private equity funds one quarter in arrears (adjusted for current period calls and distributions). These funds primarily invest in a broad range of third-party funds and direct investments. Distributions will be received as the underlying assets are liquidated over the life of the funds, which is generally up to 15 years.

⁽²⁾ These are multi-disciplinary funds that invest across various asset classes and strategies, including equity, credit, and real estate. Investments are generally redeemable on a daily, monthly, or quarterly basis.

⁽³⁾ Fair value attributable to the controlling interest was \$164.4 million and \$224.4 million as of December 31, 2020 and 2021, respectively.

AFFILIATED MANAGERS GROUP, INC.

NOTES TO CONSOLIDATED FINANCIAL STATEMENTS (Continued)

Investments Without Readily Determinable Fair Values

The Company made an investment in a private corporation where it does not exercise significant influence. Because this investment does not have a readily determinable fair value, the Company has elected to measure this investment at its cost minus impairments, if any, plus or minus changes resulting from observable price changes in orderly transactions for identical or similar investments in the private corporation. The following table summarizes the cost, cumulative unrealized gains, and carrying amount of investments without readily determinable fair values:

	December 31,	
	2020	2021
Cost	\$ 8.5	\$ 8.5
Cumulative unrealized gains	5.3	41.9
Carrying amount	<u>\$ 13.8</u>	<u>\$ 50.4</u>

During the year ended December 31, 2021, the Company recorded unrealized gains of \$36.6 million based on observable price changes in the underlying investment.

The following table presents the changes in Other investments:

	For the Years Ended December 31,					
	2020			2021		
	Measured at NAV as a Practical Expedient	Without Readily Determinable Fair Values	Total	Measured at NAV as a Practical Expedient	Without Readily Determinable Fair Values	Total
Balance, beginning of period	\$ 211.8	\$ —	\$ 211.8	\$ 243.4	\$ 13.8	\$ 257.2
Net realized and unrealized gains ⁽¹⁾	18.0	5.3	23.3	79.5	36.6	116.1
Purchases and commitments	36.3	8.5	44.8	60.3	—	60.3
Sales and distributions	(22.7)	—	(22.7)	(58.4)	—	(58.4)
Balance, end of period	<u>\$ 243.4</u>	<u>\$ 13.8</u>	<u>\$ 257.2</u>	<u>\$ 324.8</u>	<u>\$ 50.4</u>	<u>\$ 375.2</u>

⁽¹⁾ Recognized in Investment and other income.

4. Fair Value Measurements

The following tables summarize the Company's financial assets and liabilities that are measured at fair value on a recurring basis:

AFFILIATED MANAGERS GROUP, INC.
NOTES TO CONSOLIDATED FINANCIAL STATEMENTS (Continued)

	December 31, 2020	Fair Value Measurements		
		Level 1	Level 2	Level 3
Financial Assets				
Investments in marketable securities	\$ 74.9	\$ 25.7	\$ 49.2	\$ —
Derivative financial instruments ⁽¹⁾	3.5	—	3.5	—
Financial Liabilities⁽²⁾				
Affiliate equity purchase obligations	\$ 22.0	\$ —	\$ —	\$ 22.0
Derivative financial instruments	4.2	—	4.2	—

	December 31, 2021	Fair Value Measurements		
		Level 1	Level 2	Level 3
Financial Assets				
Investments in marketable securities	\$ 78.5	\$ 64.5	\$ 14.0	\$ —
Derivative financial instruments ⁽¹⁾	0.9	—	0.9	—
Financial Liabilities⁽²⁾				
Contingent payment obligations	\$ 40.3	\$ —	\$ —	\$ 40.3
Affiliate equity purchase obligations	12.6	—	—	12.6
Derivative financial instruments	(0.8)	—	(0.8)	—

⁽¹⁾ Amounts are presented within Other assets.

⁽²⁾ Amounts are presented within Other liabilities.

Level 3 Financial Liabilities

The following table presents the changes in level 3 liabilities:

	For the Years Ended December 31,			
	2020		2021	
	Contingent Payment Obligations	Affiliate Equity Purchase Obligations	Contingent Payment Obligations	Affiliate Equity Purchase Obligations
Balance, beginning of period	\$ —	\$ 19.8	\$ —	\$ 22.0
Net realized and unrealized (gains) losses ⁽¹⁾	—	(4.3)	16.6	(1.4)
Purchases and issuances ⁽²⁾	—	310.6	23.7	112.7
Settlements and reductions	—	(304.1)	—	(120.7)
Balance, end of period	\$ —	\$ 22.0	\$ 40.3	\$ 12.6
Net change in unrealized (gains) losses relating to instruments still held at the reporting date	\$ —	\$ —	\$ —	\$ —

⁽¹⁾ Gains and losses resulting from changes to expected payments are included in Other expenses (net) and the accretion of these obligations is included in Interest expense.

⁽²⁾ Affiliate equity purchase obligation activity includes transfers from Redeemable non-controlling interests.

The following table presents certain quantitative information about the significant unobservable inputs used in valuing the Company's recurring level 3 fair value measurements:

AFFILIATED MANAGERS GROUP, INC.
NOTES TO CONSOLIDATED FINANCIAL STATEMENTS (Continued)

Quantitative Information About Level 3 Fair Value Measurements								
	Valuation Techniques	Unobservable Input	December 31, 2020			December 31, 2021		
			Fair Value	Range	Weighted Average ⁽¹⁾	Fair Value	Range	Weighted Average ⁽¹⁾
Contingent payment obligations	Monte Carlo simulation	Volatility	\$ —	—	—	\$ 40.3	13% - 25%	13 %
		Discount rates		—	—		1% - 2%	2 %
Affiliate equity purchase obligations	Discounted cash flow	Growth rates ⁽²⁾	\$ 22.0	(5)% - 8%	3 %	\$ 12.6	(13)% - 7%	2 %
		Discount rates		14% - 16%	15 %		15% - 18%	15 %

⁽¹⁾ Calculated by comparing the relative fair value of an obligation to its respective total.

⁽²⁾ Represents growth rates of asset- and performance-based fees.

Contingent payment obligations represent the present value of the expected future settlement amounts related to the Company's investments in its consolidated Affiliates.

Affiliate equity purchase obligations include agreements to repurchase Affiliate equity. As of December 31, 2021, there were no changes to growth or discount rates that had a significant impact to Affiliate equity purchase obligations recorded in prior periods.

Other Financial Assets and Liabilities Not Carried at Fair Value

The Company has other financial assets and liabilities that are not required to be carried at fair value, but are required to be disclosed at fair value. The carrying amount of Cash and cash equivalents, Receivables, and Payables and accrued liabilities approximates fair value because of the short-term nature of these instruments. The carrying value of notes receivable, which is reported in Other assets, approximates fair value because interest rates and other terms are at market rates. The carrying value of the credit facilities approximates fair value because the credit facilities have variable interest based on selected short-term rates.

The following table summarizes the Company's other financial liabilities not carried at fair value:

	December 31, 2020		December 31, 2021		Fair Value Hierarchy
	Carrying Value	Fair Value	Carrying Value	Fair Value	
Senior notes	\$ 1,097.3	\$ 1,206.6	\$ 1,098.0	\$ 1,165.6	Level 2
Junior subordinated notes	565.7	623.1	765.8	809.1	Level 2
Junior convertible securities	318.4	427.6	299.5	461.4	Level 2

5. Investments in Affiliates and Affiliate Sponsored Investment Products
Investments in Affiliates

The Company's Affiliates are consolidated or accounted for under the equity method, depending upon the underlying structure of and relationship with each Affiliate.

Substantially all of the Company's consolidated Affiliates are considered VIEs. The unconsolidated assets, net of liabilities and non-controlling interests of Affiliates accounted for under the equity method considered VIEs, and the Company's carrying value and maximum exposure to loss, were as follows:

	December 31, 2020		December 31, 2021	
	Unconsolidated VIE Net Assets	Carrying Value and Maximum Exposure to Loss	Unconsolidated VIE Net Assets	Carrying Value and Maximum Exposure to Loss
Affiliates accounted for under the equity method	\$ 1,384.2	\$ 1,962.1	\$ 1,864.7	\$ 2,023.0

AFFILIATED MANAGERS GROUP, INC.
NOTES TO CONSOLIDATED FINANCIAL STATEMENTS (Continued)

As of December 31, 2020 and 2021, the carrying value and maximum exposure to loss for all of the Company's Affiliates accounted for under the equity method was \$2,074.8 million and \$2,134.4 million, respectively, including Affiliates accounted for under the equity method considered VREs of \$112.7 million and \$111.4 million, respectively.

Affiliate Sponsored Investment Products

The Company's carrying value, and maximum exposure to loss from unconsolidated Affiliate sponsored investment products, is its or its consolidated Affiliates' interests in the unconsolidated net assets of the respective products. The net assets of unconsolidated VIEs attributable to Affiliate sponsored investment products, and the Company's carrying value and maximum exposure to loss, were as follows:

	December 31, 2020		December 31, 2021	
	Unconsolidated VIE Net Assets	Carrying Value and Maximum Exposure to Loss	Unconsolidated VIE Net Assets	Carrying Value and Maximum Exposure to Loss
Affiliate sponsored investment products	\$ 2,378.2	\$ 0.9	\$ 4,958.5	\$ 15.7

6. Debt

The following table summarizes the Company's Debt:

	December 31,	
	2020	2021
Senior bank debt	\$ 349.8	\$ 349.9
Senior notes	1,091.9	1,093.5
Junior subordinated notes	556.4	751.4
Junior convertible securities	314.0	295.6
Debt	\$ 2,312.1	\$ 2,490.4

The Company's senior notes, junior subordinated notes, and junior convertible securities are carried at amortized cost. Unamortized discounts and debt issuance costs are presented within the Consolidated Balance Sheets as an adjustment to the carrying value of the associated debt.

Senior Bank Debt

The Company has a \$1.25 billion senior unsecured multicurrency revolving credit facility and a \$350.0 million senior unsecured term loan facility. The Company amended and restated the revolver in October 2021, extending the maturity from January 18, 2024 to October 23, 2026, and amended the term loan in January 2021 and June 2021, and further amended and restated the term loan in October 2021, extending the maturity from January 18, 2023 to October 23, 2026. Through these amendments, the Company also reduced applicable rates for the revolver and the term loan, and provided for customary LIBOR succession provisions. Subject to certain conditions, the Company may increase the commitments under the revolver by up to an additional \$500.0 million and may borrow up to an additional \$75.0 million under the term loan. The Company pays interest on any outstanding obligations under the credit facilities at specified rates, currently based either on an applicable LIBOR or prime rate, plus a marginal rate determined based on its credit rating. As of December 31, 2021, the interest rate for the Company's outstanding borrowings under the credit facilities was LIBOR plus 0.85%.

The credit facilities contain financial covenants with respect to leverage and interest coverage, as well as customary affirmative and negative covenants, including limitations on priority indebtedness, asset dispositions, and fundamental corporate changes, and certain customary events of default.

As of December 31, 2020 and 2021, the Company had no outstanding borrowings under the revolver. As of December 31, 2020 and 2021, the Company had outstanding borrowings under the term loan of \$350.0 million, and the weighted average interest rate on outstanding borrowings was 1.02% and 0.95%, respectively. The Company pays commitment fees on the unused portion of its revolver. For the years ended December 31, 2020 and 2021, these fees amounted to \$1.5 million.

Senior Notes

AFFILIATED MANAGERS GROUP, INC.
NOTES TO CONSOLIDATED FINANCIAL STATEMENTS (Continued)

As of December 31, 2021, the Company had senior notes outstanding. The carrying value of the senior notes is accreted to the principal amount at maturity over the remaining life of the underlying instrument.

The principal terms of the senior notes outstanding as of December 31, 2021 were as follows:

	2024 Senior Notes	2025 Senior Notes	2030 Senior Notes
Issue date	February 2014	February 2015	June 2020
Maturity date	February 2024	August 2025	June 2030
Par value (in millions)	\$ 400.0	\$ 350.0	\$ 350.0
Stated coupon	4.25 %	3.50 %	3.30 %
Coupon frequency	Semi-annually	Semi-annually	Semi-annually
Potential call date	Any time	Any time	Any time
Call price	As defined	As defined	As defined

The senior notes may be redeemed, in whole or in part, at any time, in the case of the 2024 and 2025 senior notes, and at any time prior to March 15, 2030, in the case of the 2030 senior notes. In each case, the senior notes may be redeemed at a make-whole redemption price, plus accrued and unpaid interest. The make-whole redemption price, in each case, is equal to the greater of 100% of the principal amount of the notes to be redeemed and the remaining principal and interest payments on the notes being redeemed (excluding accrued but unpaid interest to, but not including, the redemption date) discounted to their present value as of the redemption date at the applicable treasury rate plus 0.25%, in the case of the 2024 and the 2025 senior notes, and to their present value as of the redemption date on a semi-annual basis at the applicable treasury rate plus 0.40%, in the case of the 2030 senior notes.

Junior Subordinated Notes

As of December 31, 2021, the Company had junior subordinated notes outstanding. The carrying value of the junior subordinated notes is accreted to the principal amount at maturity over the remaining life of the underlying instrument.

The principal terms of the junior subordinated notes outstanding as of December 31, 2021 were as follows:

	2059 Junior Subordinated Notes	2060 Junior Subordinated Notes	2061 Junior Subordinated Notes
Issue date	March 2019	September 2020	July 2021
Maturity date	March 2059	September 2060	September 2061
Par value (in millions)	\$ 300.0	\$ 275.0	\$ 200.0
Stated coupon	5.875 %	4.75 %	4.20 %
Coupon frequency	Quarterly	Quarterly	Quarterly
Potential call date	March 2024	September 2025	September 2026
Call price	As defined	As defined	As defined
Listing	NYSE	NYSE	NYSE

The junior subordinated notes may be redeemed at any time, in whole or in part, on or after March 30, 2024, in the case of the 2059 junior subordinated notes, on or after September 30, 2025, in the case of the 2060 junior subordinated notes, and on or after September 30, 2026, in the case of the 2061 junior subordinated notes. In each case, the junior subordinated notes may be redeemed at 100% of the principal amount of the notes being redeemed, plus any accrued and unpaid interest thereon. Prior to the applicable redemption date, at the Company's option, the applicable junior subordinated notes may also be redeemed, in whole but not in part, at 100% of the principal amount, plus any accrued and unpaid interest, if certain changes in tax laws, regulations, or interpretations occur; or at 102% of the principal amount, plus any accrued and unpaid interest, if a rating agency makes certain changes relating to the equity credit criteria for securities with features similar to the applicable notes.

The Company may, at its option, and subject to certain conditions and restrictions, defer interest payments subject to the terms of the junior subordinated notes.

AFFILIATED MANAGERS GROUP, INC.
NOTES TO CONSOLIDATED FINANCIAL STATEMENTS (Continued)

As of December 31, 2021, the effective interest rates of the 2024, the 2025, and the 2030 senior notes were 4.43%, 3.67%, and 3.39%, respectively. As of December 31, 2021, the effective interest rates of the 2059, the 2060, and the 2061 junior subordinated notes were 5.90%, 4.78%, and 4.21%, respectively.

Junior Convertible Securities

The following table summarizes the Company's junior convertible trust preferred securities outstanding (the "junior convertible securities"). The carrying value and principal amount at maturity of the junior convertible securities were as follows:

	December 31, 2020		December 31, 2021	
	Carrying Value	Principal Amount at Maturity	Carrying Value	Principal Amount at Maturity
Junior convertible securities ⁽¹⁾	\$ 318.4	\$ 430.8	\$ 299.5	\$ 401.0

⁽¹⁾ The carrying value is accreted to the principal amount at maturity over a remaining life of 16 years.

The junior convertible securities bear interest at a rate of 5.15% per annum, payable quarterly in cash. Holders of the junior convertible securities have no rights to put these securities to the Company. Upon conversion, holders will receive cash or shares of the Company's common stock, or a combination thereof, at the Company's election. The Company may redeem the junior convertible securities, subject to its stock trading at or above certain specified levels over specified times periods, and may also repurchase junior subordinated notes in the open market or in privately negotiated transactions from time to time at management's discretion. The junior convertible securities are considered contingent payment debt instruments under federal income tax regulations, which require the Company to deduct interest in an amount greater than its reported interest expense. The Company estimates that these deductions will generate annual deferred tax liabilities of approximately \$9 million. During the year ended December 31, 2021, the Company paid \$33.0 million to repurchase a portion of our junior convertible securities, resulting in reductions of \$29.9 million and \$7.1 million in Debt and Additional paid-in capital, respectively. As a result of these repurchases, the Company also reduced our Deferred income tax liability (net) by \$7.0 million.

7. Derivative Financial Instruments

In the first quarter of 2020, the Company terminated its pound sterling-denominated forward foreign currency contracts and its corresponding collar contracts, which were designated as net investment hedges, and upon settlement, the Company received net proceeds of \$24.9 million. The net proceeds from the termination of the contracts are presented within sale of investment securities in the Consolidated Statements of Cash Flows.

During the fourth quarter of 2021, the Company terminated its interest rate swap contract (the "interest rate swap") with a large financial institution (the "swap counterparty"), and upon settlement paid \$0.4 million. The interest rate swap was designated as a cash flow hedge and was used to exchange a portion of the Company's LIBOR-based interest payments for fixed rate interest payments. Under the contract, the Company received payments based on one-month LIBOR and made payments based on an annual fixed rate of 0.5135% on a notional amount of \$250.0 million. The terms of the contract also required the Company and the swap counterparty to post cash collateral in certain circumstances throughout the duration of the contract. As of December 31, 2021, the Company held no cash collateral from the swap counterparty, and the swap counterparty held no cash collateral from the Company.

Certain of the Company's Affiliates use forward foreign currency contracts to hedge the risk of foreign exchange rate movements, which are designated as cash flow hedges.

The following table summarizes the Company's and its Affiliates' derivative financial instruments measured at fair value on a recurring basis:

	December 31, 2020		December 31, 2021	
	Assets	Liabilities	Assets	Liabilities
Forward foreign currency contracts	\$ 3.5	\$ (2.3)	\$ 0.9	\$ (0.8)
Interest rate swap	—	(1.9)	—	—
Total	\$ 3.5	\$ (4.2)	\$ 0.9	\$ (0.8)

AFFILIATED MANAGERS GROUP, INC.
NOTES TO CONSOLIDATED FINANCIAL STATEMENTS (Continued)

The Company and certain of its consolidated Affiliates have entered into contracts that do not include set-off rights and are therefore presented on a gross basis in Other assets and Other liabilities; they were \$3.5 million and \$4.2 million, respectively, as of December 31, 2020, and \$0.9 million and \$0.8 million, respectively, as of December 31, 2021.

The following table summarizes the effects of the derivative financial instruments on the Consolidated Statements of Comprehensive Income and the Consolidated Statements of Income:

	For the Years Ended December 31,					
	2020			2021		
	Gain (Loss) Recorded in Other Comprehensive Income (loss)	Gain Reclassified from Accumulated Other Comprehensive Loss into Earnings	Gain Recorded in Earnings from Excluded Components ⁽¹⁾	Gain (Loss) Recorded in Other Comprehensive Income (Loss)	Gain (Loss) Reclassified from Accumulated Other Comprehensive Loss into Earnings	Gain (loss) Recorded in Earnings from Excluded Components ⁽¹⁾
Forward foreign currency contracts	\$ 65.4	\$ 0.6	\$ 2.8	\$ (1.0)	\$ 1.0	\$ —
Put options	(47.7)	—	—	—	—	—
Call options	(1.3)	—	—	—	—	—
Interest rate swap	(1.9)	—	—	1.9	(0.4)	—
Total	\$ 14.5	\$ 0.6	\$ 2.8	\$ 0.9	\$ 0.6	\$ —

⁽¹⁾ The excluded components of the forward foreign currency contracts were recognized in earnings on a straight-line basis over the respective period of the contracts as a reduction to Interest expense.

8. Commitments and Contingencies

From time to time, the Company and its Affiliates may be subject to claims, legal proceedings, and other contingencies in the ordinary course of their business activities. Any such matters are subject to various uncertainties, and it is possible that some of these matters may be resolved in a manner unfavorable to the Company or its Affiliates. The Company and its Affiliates establish accruals, as necessary, for matters for which the outcome is probable and the amount of the liability can be reasonably estimated.

The Company has committed to co-invest in certain Affiliate sponsored investment products. As of December 31, 2021, these unfunded commitments were \$156.3 million and may be called in future periods.

As of December 31, 2021, the Company was contingently liable to make payments of \$185.0 million related to the achievement of specified financial targets by certain of its Affiliates accounted for under the equity method, of which, \$37.5 million may become payable in 2022 and \$147.5 million may become payable from 2023 through 2029. As of December 31, 2021, the Company expected to make payments of approximately \$13 million. In the event certain financial targets are not met at one of the Company's Affiliates, the Company may receive payments of up to \$12.5 million and also has the option to reduce its ownership interest and receive an incremental payment of \$25.0 million.

Affiliate equity interests provide holders at consolidated Affiliates with a conditional right to put their interests to the Company over time. See Note 19. In connection with one of the Company's investments in an Affiliate accounted for under the equity method, a minority owner had the right to elect to sell a portion of its ownership interest in the Affiliate to the Company annually. As of December 31, 2021, the minority owner maintained a 14% ownership interest in the Affiliate. The minority owner sold its interest on January 14, 2022. See Note 11.

As of December 31, 2021, the Company was contingently liable to make payments in connection with its investments in consolidated Affiliates. See Note 9.

The Company and certain of its consolidated Affiliates operate under regulatory authorities that require the maintenance of minimum financial or capital requirements. The Company's management is not aware of any significant violations of such requirements.

9. Business Combinations

AFFILIATED MANAGERS GROUP, INC.

NOTES TO CONSOLIDATED FINANCIAL STATEMENTS (Continued)

On October 1, 2021, the Company, along with a co-investor, completed a majority investment in Parnassus Investments (“Parnassus”), a leading independent ESG-dedicated fund manager. The Company’s provisional purchase price allocation was measured using a discounted cash flow analysis that included a projected growth rate of 2.9% for assets under management, discount rate of 17.5% for asset-based fees, a market participant tax rate of 25%, and discounts for lack of marketability of 20% for non-controlling interests. The associated provisional amounts may be revised upon completion of the final valuation. At this time, the Company does not expect material changes. The consideration paid (less net tangible assets acquired) will be deductible for U.S. tax purposes over a 15-year life.

In addition, on December 29, 2021, the Company completed a majority investment in Abacus Capital Group LLC (“Abacus”), a high-quality real estate investment firm focused on the U.S. multi-family sector. The Company’s provisional purchase price allocation was measured using a discounted cash flow analysis that included a projected growth rate of 8.2% for assets under management, discount rates of 13.7% and 30% for asset- and performance-based fees, respectively, a market participant tax rate of 25%, and discounts for lack of marketability of 30% for non-controlling interests. The associated provisional amounts may be revised upon completion of the final valuation. At this time, the Company does not expect material changes. The consideration paid (less net tangible assets acquired) will be deductible for U.S. tax purposes over a 15-year life.

The purchase price allocation for these investments is as follows:

	Total
Consideration paid ⁽¹⁾	\$ 462.6
Deferred payment obligations ⁽²⁾	261.1
Contingent payment obligations ⁽³⁾	23.7
Retained equity interests	247.0
Enterprise value	<u>\$ 994.4</u>
Acquired client relationships	\$ 957.0
Trade name	5.0
Lease contract	(0.8)
Tangible assets, net	2.7
Goodwill	30.5
	<u>\$ 994.4</u>

⁽¹⁾ The Company funded \$363.0 million.

⁽²⁾ The Company’s portion of the deferred payment obligations is \$211.6 million.

⁽³⁾ The Company’s portion of the contingent payment obligations is \$18.1 million.

The excess of the enterprise value over the separately identifiable net assets acquired was recorded as goodwill and allocated to our reporting unit.

Acquisition-related costs incurred in connection with these investments were \$9.2 million for the year ended December 31, 2021. These costs were primarily related to professional fees and recorded in Selling, general and administrative expenses.

Unaudited pro forma financial results are set forth in the table below, assuming these investments occurred on January 1, 2020 and the Company’s structured partnership interests had been in effect for the entire period. These results include adjustments to intangible amortization, acquisition-related costs, accretion expense related to deferred and contingent payments, and interest expense related to assumed borrowings to complete the purchases. These results do not include the impact of gains or losses resulting from changes to expected payments related to the contingent payment obligations that did not occur, or the benefits that may be expected to result from these investments. These results are not necessarily indicative of the financial results had the investment been consummated at the beginning of the periods presented, nor are they necessarily indicative of the financial results expected in future periods.

AFFILIATED MANAGERS GROUP, INC.
NOTES TO CONSOLIDATED FINANCIAL STATEMENTS (Continued)

	For the Years Ended December 31,	
	2020 (Unaudited)	2021 (Unaudited)
Revenue	\$ 2,236.5	\$ 2,642.6
Net income (controlling interest)	226.6	610.3

The Company's new investments in Parnassus and Abacus contributed \$85.8 million and \$16.2 million to the Company's Revenue and Net income (controlling interest), respectively, during 2021.

In connection with these investments, as of December 31, 2021, the Company was obligated to make deferred payments and was contingently liable to make payments as follows:

	Controlling Interest	Co-Investor	Total	Earliest Payable			
				2022	2023	2024	2025
Deferred payment obligations	\$ 215.2	\$ 49.8	\$ 265.0	\$ 200.0	\$ 21.7	\$ 43.3	\$ —
Contingent payment obligations ⁽¹⁾	30.6	9.7	40.3	—	—	38.9	1.4

⁽¹⁾ Fair value as of December 31, 2021. The Company is contingently liable to make maximum contingent payments of up to \$110.0 million (\$24.9 million attributable to the co-investor), of which \$100.0 million and \$10.0 million may become payable in 2024 and 2025, respectively.

Parnassus and Abacus are limited liability companies with structured interests that define how the Company will participate in Affiliate earnings, based upon a fixed percentage of revenue. The limited liability company agreements do not define a fixed percentage for the Company's ownership of the equity of the Affiliates. These percentages would be subject to a separate future negotiation if the Affiliates were to be sold or liquidated.

10. Goodwill and Acquired Client Relationships

The following tables present the changes in the Company's consolidated Affiliates' Goodwill and components of Acquired client relationships (net):

	Goodwill	
	2020	2021
Balance, beginning of period	\$ 2,651.7	\$ 2,661.4
New investments	—	30.5
Foreign currency translation	11.6	(1.1)
Other	(1.9)	(1.6)
Balance, end of period	\$ 2,661.4	\$ 2,689.2

As of September 30, 2021, the Company completed its annual impairment assessment on goodwill and no impairment was indicated.

AFFILIATED MANAGERS GROUP, INC.
NOTES TO CONSOLIDATED FINANCIAL STATEMENTS (Continued)

	Acquired Client Relationships (Net)				
	Definite-lived		Indefinite-lived		Total
	Gross Book Value	Accumulated Amortization	Net Book Value	Net Book Value	Net Book Value
Balance, as of December 31, 2019	\$ 1,248.8	\$ (1,039.0)	\$ 209.8	\$ 972.2	\$ 1,182.0
Intangible amortization and impairments	—	(69.8)	(69.8)	(70.7)	(140.5)
Foreign currency translation	3.5	(3.7)	(0.2)	7.5	7.3
Transfers ⁽¹⁾	(85.7)	85.7	—	—	—
Balance, as of December 31, 2020	\$ 1,166.6	\$ (1,026.8)	\$ 139.8	\$ 909.0	\$ 1,048.8
New investments	232.0	—	232.0	725.0	957.0
Intangible amortization and impairments	—	(35.7)	(35.7)	—	(35.7)
Foreign currency translation	0.6	(0.6)	—	(3.7)	(3.7)
Transfers ⁽¹⁾	(35.0)	35.0	—	—	—
Balance, as of December 31, 2021	\$ 1,364.2	\$ (1,028.1)	\$ 336.1	\$ 1,630.3	\$ 1,966.4

⁽¹⁾ Transfers include acquired client relationships at Affiliates that were deconsolidated during the period.

Definite-lived acquired client relationships at the Company's consolidated Affiliates are amortized over their expected period of economic benefit. The Company recorded amortization expense in Intangible amortization and impairments for these relationships of \$93.4 million, \$55.3 million, and \$35.7 million for the years ended December 31, 2019, 2020, and 2021, respectively. Based on relationships existing as of December 31, 2021, the Company estimates that its consolidated amortization expense will be approximately \$50 million in each of 2022 and 2023, approximately \$35 million in 2024, and approximately \$30 million in each of 2025 and 2026. As of December 31, 2021, no impairments of definite-lived acquired client relationships were indicated.

In the second quarter of 2020, the Company agreed with a consolidated Affiliate to strategically reposition their business and to sell its equity interest in the Affiliate. The Company recorded an expense in Intangible amortization and impairments of \$32.8 million attributable to the controlling interest (\$60.3 million in aggregate) to reduce the carrying value of the Affiliate's acquired client relationships to zero as of June 30, 2020. In the third quarter of 2020, the Company sold its interest in the Affiliate and the Company recorded no significant gain or loss on the transaction.

In the third quarter of 2020, the Company completed an impairment assessment of the indefinite-lived acquired client relationships at one of its Affiliates, and determined that the fair value of the asset had declined below its carrying value. Accordingly, the Company recorded an expense in Intangible amortization and impairments of \$12.5 million attributable to the controlling interest (\$14.0 million in aggregate) to reduce the carrying value of the asset to fair value. The decline in the fair value was a result of a projected decline in assets under management that decreased the forecasted revenue associated with the asset. The fair value of the asset was determined using a discounted cash flow analysis, a level 3 fair value measurement that included a projected growth rate of (14)% for assets under management, a discount rate of 15% for asset-based fees, and a market participant tax rate of 25%.

In addition, in the third quarter of 2020, the Company recorded an expense in Intangible amortization and impairments of \$7.4 million attributable to the controlling interest (\$10.9 million in aggregate) to reduce the carrying value of an indefinite-lived acquired client relationship to zero due to the closure of one of its Affiliate's retail investment products.

As of December 31, 2021, no impairments of indefinite-lived acquired client relationships were indicated. If financial markets become depressed for a prolonged period as a result of the novel coronavirus global pandemic ("COVID-19") or other factors, the fair values of these assets could drop below their carrying values resulting in future impairments.

11. Equity Method Investments in Affiliates

In the first and second quarters of 2021, the Company completed minority investments in Boston Common Asset Management LLC ("Boston Common"), a pioneer in global sustainable and impact investing, and OCP Asia Limited ("OCP Asia"), a leading alternative manager in private markets, providing customized secured lending solutions across the Asia-Pacific region, respectively. The majority of the consideration paid for both Boston Common and OCP Asia is deductible for U.S. tax purposes over a 15-year life. The Company's purchase price allocation for each investment was measured using

AFFILIATED MANAGERS GROUP, INC.

NOTES TO CONSOLIDATED FINANCIAL STATEMENTS (Continued)

discounted cash flow analyses that included assumptions of expected market performance, net client cash flows, and discount rates.

The financial results of certain Affiliates accounted for under the equity method are recognized in the Consolidated Financial Statements one quarter in arrears.

Equity method investments in Affiliates (net) consisted of the following:

	December 31,	
	2020	2021
Goodwill	\$ 1,251.6	\$ 1,264.4
Definite-lived acquired client relationships (net)	479.5	470.1
Indefinite-lived acquired client relationships (net)	173.1	174.4
Undistributed earnings and tangible capital	170.6	225.5
Equity method investments in Affiliates (net)	<u>\$ 2,074.8</u>	<u>\$ 2,134.4</u>

The following table presents the change in Equity method investments in Affiliates (net):

	Equity Method Investments in Affiliates (Net)	
	2020	2021
Balance, beginning of period	\$ 2,195.6	\$ 2,074.8
Investments in Affiliates	128.7	147.3
Earnings	288.6	417.5
Intangible amortization and impairments	(332.0)	(175.0)
Distributions of earnings	(236.8)	(337.5)
Return of capital	—	(4.4)
Foreign currency translation	5.1	12.5
Other	25.6	(0.8)
Balance, end of period	<u>\$ 2,074.8</u>	<u>\$ 2,134.4</u>

Definite-lived acquired client relationships at the Company's Affiliates accounted for under the equity method are amortized over their expected period of economic benefit. The Company recorded amortization expense for these relationships of \$142.4 million, \$147.0 million, and \$123.0 million for the years ended December 31, 2019, 2020, and 2021, respectively. Based on relationships existing as of December 31, 2021, the Company estimates the amortization expense attributable to its Affiliates will be approximately \$80 million in 2022 and 2023, and approximately \$50 million in each of 2024, 2025, and 2026.

In the first and fourth quarters of 2020, the Company recorded expenses of \$140.0 million and \$45.0 million, respectively, to reduce the carrying value of an Affiliate to fair value. The decline in the fair values was a result of declines in assets under management and reductions in projected growth, which decreased the forecasted revenues associated with the investment. The fair values of the investment were determined using probability-weighted discounted cash flow analyses, level 3 fair value measurements that included projected compounded growth in assets under management over the first five years of (2)% and (5)% for the first and fourth quarters of 2020, respectively, discount rates of 11% for asset-based fees, discount rates of 20% for performance-based fees, and market participant tax rates of 25%. Based on the discounted cash flow analyses, the Company concluded that the fair value of its investment had declined below its carrying value at each of the respective measurement dates and that the decline was other-than-temporary.

In the fourth quarter of 2021, the Company recorded a \$52.0 million expense to reduce the carrying value of an Affiliate to fair value. The decline in the fair value was a result of a decline in assets under management and a reduction in projected growth, which decreased the forecasted revenue associated with the investment. The fair value of the investment was determined using a probability-weighted discounted cash flow analysis, a level 3 fair value measurement that included a projected compounded growth in assets under management over the first five years of 0.3%, discount rates of 11% and 20% for asset- and performance-based fees, respectively, and a market participant tax rate of 25%. Based on the discounted cash flow

AFFILIATED MANAGERS GROUP, INC.

NOTES TO CONSOLIDATED FINANCIAL STATEMENTS (Continued)

analysis, the Company concluded that the fair value of its investment had declined below its carrying value and that the decline was other-than-temporary.

For the year ended December 31, 2021, the Company completed its annual assessment of its investments in Affiliates accounted for under the equity method and no other impairments were indicated. If financial markets become depressed for a prolonged period as a result of COVID-19 or other factors, or the financial performance of an Affiliate worsens as a result of net client cash outflows or performance, regardless of the performance of financial markets, the fair values of these assets could drop below their carrying values for periods considered other-than-temporary, resulting in future impairments.

The Company had liabilities for deferred and contingent payment obligations related to certain of its investments in Affiliates accounted for under the equity method. As of December 31, 2021, the Company was obligated to make deferred payments of up to \$50.8 million, all of which is payable in 2022. As of December 31, 2021, the Company has recorded liabilities of \$43.0 million related to the achievement of specified financial targets, which are expected to settle in 2022. Liabilities for deferred and contingent payments are included in Other liabilities.

The Company had 18 and 21 Affiliates accounted for under the equity method as of December 31, 2020 and 2021, respectively. The majority of these Affiliates are partnerships with structured interests that define how the Company will participate in Affiliate earnings, typically based upon a fixed percentage of revenue reduced by, in some cases, certain agreed-upon expenses. The partnership agreements do not define a fixed percentage for the Company's ownership of the equity of the Affiliate. These percentages would be subject to a separate future negotiation if an Affiliate were to be sold or liquidated.

The following table presents summarized financial information for Affiliates accounted for under the equity method:

	For the Years Ended December 31,		
	2019	2020	2021
Revenue ⁽¹⁾	\$ 2,760.9	\$ 2,659.7	\$ 3,228.1
Net income ⁽¹⁾	1,061.3	1,061.8	1,656.6
		December 31,	
		2020	2021
Assets		\$ 2,958.9	\$ 3,607.7
Liabilities and Non-controlling interests		1,245.5	1,422.7

⁽¹⁾ Revenue and net income include asset- and performance-based fees, the impact of consolidated sponsored investment products and investments in new Affiliates for the full-year, regardless of the date of the Company's investment.

On January 14, 2022, the Company completed an additional investment in Systematica Investments ("Systematica"), an innovative technology-driven systematic manager. Following the close of the transaction, the investment continues to be accounted for under the equity method of accounting and Systematica partners continue to hold a majority of the equity of the business and direct its day-to-day operations.

12. Lease Commitments

The Company and its Affiliates currently lease office space and equipment under various operating leasing arrangements. The following table presents total lease costs (net) for 2019, 2020, and 2021:

	For the Years Ended December 31,		
	2019	2020	2021
Operating lease costs	\$ 41.7	\$ 37.6	\$ 33.8
Short-term lease costs	2.1	0.8	0.8
Variable lease costs	0.1	0.0	0.0
Sublease income	(4.4)	(5.0)	(7.9)
Total lease costs (net)	\$ 39.5	\$ 33.4	\$ 26.7

AFFILIATED MANAGERS GROUP, INC.**NOTES TO CONSOLIDATED FINANCIAL STATEMENTS (Continued)**

As of December 31, 2020 and 2021, the Company's and its Affiliates' weighted average operating lease term was seven years, and the weighted average operating lease discount rate was 4% and 3%, respectively.

As of December 31, 2021, the maturities of lease liabilities were as follows:

Year	Operating Leases
2022	38.9
2023	36.3
2024	32.0
2025	27.5
2026	17.8
Thereafter	58.8
Total undiscounted lease liabilities ⁽¹⁾	<u>\$ 211.3</u>

⁽¹⁾ Total undiscounted lease liabilities were \$35.0 million greater than the operating leases recorded in Other liabilities primarily due to present value discounting. Both amounts exclude leases with initial terms of 12 months or less and leases that have not yet commenced.

13. Fixed Assets

Fixed assets (net) consisted of the following:

	December 31,	
	2020	2021
Buildings and leasehold improvements	\$ 116.5	\$ 113.4
Software	55.3	56.1
Equipment	44.3	30.6
Furniture and fixtures	21.0	18.9
Land, improvements and other	18.0	20.2
Fixed assets, at cost	255.1	239.2
Accumulated depreciation and amortization	(175.5)	(165.3)
Fixed assets (net)	<u>\$ 79.6</u>	<u>\$ 73.9</u>

14. Payables and Accrued Liabilities

Payables and accrued liabilities consisted of the following:

	December 31,	
	2020	2021
Accrued compensation	\$ 400.0	\$ 545.5
Other	312.4	243.6
Payables and accrued liabilities	<u>\$ 712.4</u>	<u>\$ 789.1</u>

15. Related Party Transactions

A prior owner of one of the Company's consolidated Affiliates retains interests in certain of the Affiliate's private equity partnerships and, as a result, is a related party of the Company. The prior owner's interests are presented within Other liabilities and were \$35.4 million and \$28.5 million as of December 31, 2020 and 2021, respectively.

The Company may invest from time to time in funds or products advised by its Affiliates. The Company's executive officers and directors may invest from time to time in funds advised or products offered by its Affiliates, or receive other investment services provided by its Affiliates, on substantially the same terms as other investors. In addition, the Company and

AFFILIATED MANAGERS GROUP, INC.**NOTES TO CONSOLIDATED FINANCIAL STATEMENTS (Continued)**

its Affiliates earn asset- and performance-based fees and incur distribution and other expenses for services provided to Affiliate sponsored investment products. Affiliate management owners and the Company's officers may serve as trustees or directors of certain investment vehicles from which the Company or an Affiliate earns fees.

The Company has related party transactions in association with its deferred and contingent payment obligations, and Affiliate equity transactions, as more fully described in Notes 8, 9, 11, 18, and 19.

16. Stockholders' EquityCommon Stock

The Company is authorized to issue up to 150.0 million shares of voting common stock and 3.0 million shares of class B non-voting common stock.

The Company's Board of Directors authorized share repurchase programs in January 2021 and October 2019 to repurchase up to 5.0 million and 6.0 million shares of its common stock, respectively, and these authorizations have no expiry. Purchases may be made from time to time, at management's discretion, in the open market or in privately negotiated transactions, including through the use of trading plans, as well as pursuant to accelerated share repurchase programs or other share repurchase strategies that may include derivative financial instruments. As of December 31, 2021, the Company had repurchased all of the shares of the October 2019 authorized amount, and there were a total of 3.4 million shares available for repurchase under the Company's January 2021 share repurchase program.

The following is a summary of the Company's share repurchase activity:

Year	Shares Repurchased	Average Price
2019	4.1	\$ 88.73
2020	5.0	86.35
2021	3.5	146.54

Between January 1, 2022 and February 16, 2022, the Company repurchased 0.8 million shares of its common stock in the open market for approximately \$110 million.

Equity Distribution Program

The Company has equity distribution and forward equity agreements with several major securities firms under which it may, from time to time, issue and sell shares of its common stock (immediately or on a forward basis) having an aggregate sales price of up to \$500.0 million (the "equity distribution program"). As of December 31, 2021, no sales had occurred under the equity distribution program.

Preferred Stock

The Company is authorized to issue up to 5.0 million shares of preferred stock. Any such preferred stock issued by the Company may rank prior to common stock as to dividend rights, liquidation preference or both, may have full or limited voting rights, and may be convertible into shares of common stock.

Financial Instruments

The Company's junior convertible securities contain an embedded right for holders to receive shares of the Company's common stock under certain conditions. These arrangements, as well as the equity distribution program, meet the definition of equity and are not required to be accounted for separately as derivative financial instruments.

17. Share-Based CompensationShare-Based Incentive Plans

The Company has established various plans under which it is authorized to grant restricted stock, restricted stock units, stock options, and stock appreciation rights. The Company may also grant cash awards that can be notionally invested in one or more specified measurement funds, including the Company's common stock. Awards granted under the Company's share-based incentive plans typically participate in any dividends declared, but such amounts are deferred until delivery of the shares

AFFILIATED MANAGERS GROUP, INC.

NOTES TO CONSOLIDATED FINANCIAL STATEMENTS (Continued)

and are forfeitable if the requisite service is not satisfied. Dividends may accrue in cash or may be reinvested in the Company's common stock.

Share-Based Compensation

The following table presents share-based compensation expense:

Year	Share-Based Compensation Expense	Tax Benefit
2019	\$ 49.9	\$ 8.2
2020	67.4	10.3
2021	63.4	8.0

The excess tax deficiency recognized from share-based incentive plans was \$3.2 million, \$3.9 million, and \$0.2 million, for the years ended December 31, 2019, 2020, and 2021, respectively.

As of December 31, 2020, the Company had unrecognized share-based compensation expense of \$86.2 million. As of December 31, 2021, the Company had unrecognized share-based compensation of \$70.9 million, which will be recognized over a weighted average period of approximately two years (assuming no forfeitures).

Restricted Stock

The following table summarizes transactions in the Company's restricted stock units:

	Restricted Stock Units	Weighted Average Grant Date Value
Unvested units—December 31, 2020	1.2	\$ 99.46
Units granted	0.2	142.72
Units vested	(0.3)	133.00
Units forfeited	(0.1)	105.44
Performance condition changes	0.1	102.67
Unvested units—December 31, 2021	<u>1.1</u>	95.03

The Company granted restricted stock units with fair values of \$59.7 million, \$31.8 million, and \$32.3 million for the years ended December 31, 2019, 2020, and 2021, respectively. These restricted stock units were valued based on the closing price of the Company's common stock on the grant date and the number of shares expected to vest. Restricted stock units containing vesting conditions generally require service over a period of three years to four years and may also require the satisfaction of certain performance conditions. For awards with performance conditions, the number of restricted stock units expected to vest may change over time depending upon the performance level achieved.

The total fair value of shares vested was \$18.9 million, \$24.1 million, and \$51.7 million during the years ended December 31, 2019, 2020, and 2021, respectively. As of December 31, 2021, the Company had 3.2 million shares available for grant under its plans.

Stock Options

AFFILIATED MANAGERS GROUP, INC.
NOTES TO CONSOLIDATED FINANCIAL STATEMENTS (Continued)

The following table summarizes transactions in the Company's stock options:

	Stock Options	Weighted Average Exercise Price	Weighted Average Remaining Contractual Life (Years)
Unexercised options outstanding—December 31, 2020	2.9	\$ 82.14	
Options granted	0.0	150.68	
Options exercised	(0.3)	120.58	
Options forfeited	(0.0)	154.44	
Performance condition changes	0.6	74.74	
Unexercised options outstanding—December 31, 2021	3.2	77.39	4.6
Exercisable at December 31, 2021	0.1	137.88	1.5

The Company granted stock options with fair values of \$34.2 million, \$4.4 million, and \$2.0 million for the years ended December 31, 2019, 2020, and 2021, respectively. Stock options generally vest over a period of three years to five years and expire seven years after the grant date. All stock options have been granted with exercise prices equal to the closing price of the Company's common stock on the grant date. Substantially all of the Company's outstanding stock options contain both service and performance conditions. For awards with performance conditions, the number of stock options expected to vest may change over time depending upon the performance level achieved.

The Company generally uses treasury stock to settle stock option exercises. The total intrinsic value of stock options exercised during the years ended December 31, 2019, 2020, and 2021 was \$0.2 million, \$0.0 million, and \$13.4 million, respectively. The cash received for stock options exercised was \$0.9 million, zero, and \$3.6 million during the years ended December 31, 2019, 2020, and 2021, respectively. As of December 31, 2021, the intrinsic value of exercisable stock options outstanding was \$3.4 million, and 1.1 million options were available for grant under the Company's option plans.

The weighted average fair value of stock options was \$18.36, \$18.33, and \$54.19, per option, for the years ended December 31, 2019, 2020, and 2021, respectively. The Company uses the Black-Scholes option pricing model to determine the fair value of options. The weighted average grant date assumptions used to estimate the fair value of stock options granted were as follows:

	For the Years Ended December 31,		
	2019	2020	2021
Dividend yield	1.7 %	1.6 %	0.0 %
Expected volatility ⁽¹⁾	29.4 %	30.5 %	37.1 %
Risk-free interest rate ⁽²⁾	1.5 %	0.9 %	1.0 %
Expected life of stock options (in years) ⁽³⁾	5.7	5.7	5.7
Forfeiture rate	0.0 %	0.0 %	0.0 %

⁽¹⁾ Expected volatility is based on historical and implied volatility.

⁽²⁾ Risk-free interest rate is based on the U.S. Treasury yield curve in effect at the date of grant.

⁽³⁾ Expected life of options (in years) is based on the Company's historical and expected exercise behavior.

18. Redeemable Non-Controlling Interests

Affiliate equity interests provide holders with an equity interest in one of the Company's Affiliates, consistent with the structured partnership interests in place at the respective Affiliate. Affiliate equity holders generally have a conditional right to put their interests to the Company at certain intervals (between five years and 15 years from the date the equity interest is received by the Affiliate equity holder or on an annual basis following an Affiliate equity holder's departure). Prior to becoming redeemable, the Company's Affiliate equity is presented within Non-controlling interests. Upon becoming redeemable, these interests are reclassified to Redeemable non-controlling interests at their current redemption values. Changes in the current redemption value are recorded to Additional paid-in capital. When the Company has an unconditional obligation

AFFILIATED MANAGERS GROUP, INC.
NOTES TO CONSOLIDATED FINANCIAL STATEMENTS (Continued)

to repurchase Affiliate equity interests, the interests are reclassified from Redeemable non-controlling interest to Other liabilities at current fair value. Changes in fair value are recorded to Other expenses (net).

The following table presents the changes in Redeemable non-controlling interests:

	Redeemable Non-controlling Interests	
	2020	2021
Balance, beginning of period ⁽¹⁾	\$ 916.7	\$ 671.5
Increase (decrease) attributable to consolidated Affiliate sponsored investment products	13.8	(10.4)
Transfers to Other liabilities	(310.6)	(112.7)
Transfers (to) from Non-controlling interests	(7.8)	3.9
Changes in redemption value	59.4	121.6
Balance, end of period ⁽¹⁾	<u>\$ 671.5</u>	<u>\$ 673.9</u>

⁽¹⁾ As of December 31, 2020 and 2021, Redeemable non-controlling interests include consolidated Affiliate sponsored investment products primarily attributable to third-party investors of \$35.4 million and \$25.0 million, respectively.

19. Affiliate Equity

Affiliate equity interests are allocated income in a manner that is consistent with the structured partnership interests in place at the respective Affiliate. The Company's Affiliates generally pay quarterly distributions to Affiliate equity holders. Distributions paid to non-controlling interest Affiliate equity holders were \$347.9 million, \$306.3 million, and \$334.3 million for the years ended December 31, 2019, 2020, and 2021, respectively.

Affiliate equity interests provide the Company a conditional right to call (following an Affiliate equity holder's departure) and Affiliate equity holders have a conditional right to put their interests at certain intervals (including on an annual basis following an Affiliate equity holder's departure). For Affiliates accounted for under the equity method, the Company does not typically have such put and call arrangements. The purchase price of these conditional purchases are generally calculated based upon a multiple of cash flow distributions, which is intended to represent fair value. Affiliate equity holders are also permitted to sell their equity interests to other individuals or entities in certain cases, subject to the Company's approval or other restrictions. The Company, at its option, may pay for Affiliate equity purchases in cash, shares of its common stock, or other forms of consideration, and can consent to the transfer of these interests to other individuals or entities.

The Company periodically purchases Affiliate equity from and issues Affiliate equity to the Company's consolidated Affiliate partners and other parties. The amount of cash paid for purchases was \$146.0 million, \$315.1 million, and \$150.5 million for the years ended December 31, 2019, 2020, and 2021, respectively. The total amount of cash received for issuances was \$10.5 million, \$20.2 million, and \$117.7 million (including \$99.6 million from a co-investor) for the years ended December 31, 2019, 2020, and 2021, respectively.

Sales and purchases of Affiliate equity generally occur at fair value; however, the Company also grants Affiliate equity to its consolidated Affiliate partners and other parties as a form of compensation. If the equity is issued for consideration below the fair value of the equity, or purchased for consideration above the fair value of the equity, the difference is recorded as compensation expense in Compensation and related expenses in the Consolidated Statements of Income over the requisite service period.

The following table presents Affiliate equity compensation expense:

	For the Years Ended December 31,		
	2019	2020	2021
Controlling interest	\$ 9.6	\$ 20.9	\$ 17.4
Non-controlling interests	30.9	30.9	45.9
Total	<u>\$ 40.5</u>	<u>\$ 51.8</u>	<u>\$ 63.3</u>

The following table presents unrecognized Affiliate equity compensation expense:

AFFILIATED MANAGERS GROUP, INC.
NOTES TO CONSOLIDATED FINANCIAL STATEMENTS (Continued)

Year	Controlling Interest	Remaining Life	Non-controlling Interests	Remaining Life
2019	\$ 40.9	4 years	\$ 124.6	6 years
2020	35.9	4 years	109.7	5 years
2021	41.9	6 years	294.1	7 years

The Company records amounts receivable from, and payable to, Affiliate equity holders in connection with the transfer of Affiliate equity interests that have not settled at the end of the period. The total receivable was \$9.6 million and \$9.0 million as of December 31, 2020 and 2021, respectively, and was included in Other assets. The total payable was \$22.0 million and \$12.6 million as of December 31, 2020 and 2021, respectively, and was included in Other liabilities.

Effects of Changes in the Company's Ownership in Affiliates

The Company periodically acquires interests from, and transfers interests to, Affiliate equity holders. Because these transactions do not result in a change of control, any gain or loss related to these transactions is recorded to Additional paid-in capital, which increases or decreases the controlling interest's equity. No gain or loss related to these transactions is recognized in the Consolidated Statements of Income or the Consolidated Statements of Comprehensive Income.

While the Company presents the current redemption value of Affiliate equity within Redeemable non-controlling interests, with changes in the current redemption value increasing or decreasing the controlling interest's equity over time, the following table presents the cumulative effect that ownership changes had on the controlling interest's equity related only to Affiliate equity transactions that settled during the applicable periods:

	For the Years Ended December 31,		
	2019	2020	2021
Net income (controlling interest)	\$ 15.7	\$ 202.2	\$ 565.7
(Decrease) increase in controlling interest paid-in capital from Affiliate equity issuances	(3.1)	1.1	(17.5)
Decrease in controlling interest paid-in capital from Affiliate equity purchases	(50.8)	(239.1)	(63.2)
Net income (loss) (controlling interest) including the net impact of Affiliate equity transactions	\$ (38.2)	\$ (35.8)	\$ 485.0

20. Benefit Plans

The Company has a defined contribution plan that is a qualified employee profit-sharing plan, covering substantially all of its employees. Under this plan, the Company is able to make discretionary contributions for the benefit of its employees that are qualified plan participants, up to Internal Revenue Service ("IRS") limits. The Company's consolidated Affiliates generally have their own qualified defined contribution retirement plans covering their respective employees or, for several Affiliates, have their employees covered under the Company's plan. In each case, the relevant Affiliate is able to make discretionary contributions for the benefit of its employees, as applicable, that are qualified plan participants, up to IRS limits. Consolidated expenses related to these plans were \$19.4 million, \$17.6 million, and \$19.1 million for the years ended December 31, 2019, 2020, and 2021, respectively. The controlling interest's portion of expenses related to these plans were \$3.6 million, \$3.0 million, and \$3.0 million for the years ended December 31, 2019, 2020, and 2021, respectively.

21. Income Taxes

The Company's consolidated income tax provision includes taxes attributable to the controlling interest and, to a lesser extent, taxes attributable to the non-controlling interests.

The following table presents the consolidated provision for income taxes:

AFFILIATED MANAGERS GROUP, INC.
NOTES TO CONSOLIDATED FINANCIAL STATEMENTS (Continued)

	For the Years Ended December 31,		
	2019	2020	2021
Controlling interest:			
Current taxes	\$ 46.5	\$ 44.6	\$ 144.4
Intangible-related deferred taxes	(51.3)	(9.9)	52.5
Other deferred taxes	(4.3)	34.8	32.7
Total controlling interest	(9.1)	69.5	229.6
Non-controlling interests:			
Current taxes	\$ 12.2	\$ 10.0	\$ 15.4
Deferred taxes	(0.2)	1.9	6.0
Total non-controlling interests	12.0	11.9	21.4
Income tax expense	\$ 2.9	\$ 81.4	\$ 251.0
Income before income taxes (controlling interest)	\$ 6.6	\$ 271.7	\$ 795.3
Effective tax rate (controlling interest) ⁽¹⁾	(137.0)%	25.6 %	28.9 %

⁽¹⁾ Taxes attributable to the controlling interest divided by income before income taxes (controlling interest).

The consolidated provision for income taxes consisted of the following:

	For the Years Ended December 31,		
	2019	2020	2021
Current:			
Federal	\$ (18.2)	\$ (9.6)	\$ 73.1
State	(8.8)	17.0	19.6
Foreign	85.7	47.2	67.1
Total current	58.7	54.6	159.8
Deferred:			
Federal	\$ (23.9)	\$ 20.1	\$ 55.9
State	3.4	5.4	13.0
Foreign	(35.3)	1.3	22.3
Total deferred	(55.8)	26.8	91.2
Income tax expense	\$ 2.9	\$ 81.4	\$ 251.0

For financial reporting purposes, Income before income taxes consisted of the following:

	For the Years Ended December 31,		
	2019	2020	2021
Domestic	\$ 152.2	\$ 446.1	\$ 698.2
International	155.8	62.2	442.8
Total	\$ 308.0	\$ 508.3	\$ 1,141.0

The following table reconciles the U.S. federal statutory tax rate to the Company's effective tax rate:

AFFILIATED MANAGERS GROUP, INC.

NOTES TO CONSOLIDATED FINANCIAL STATEMENTS (Continued)

	For the Years Ended December 31,		
	2019	2020	2021
Statutory U.S. federal tax rate	21.0 %	21.0 %	21.0 %
State income taxes, net of federal benefit	3.5	3.5	3.5
Foreign operations	(471.2)	(8.5)	(1.7)
Compensation plans	240.6	5.8	2.0
Changes in tax laws	—	3.0	2.4
Change in valuation allowances	(107.2)	6.9	1.1
Unrecognized tax benefits	420.4	(1.1)	0.1
Affiliate divestments	(120.4)	(6.2)	—
Changes in U.S. tax provision to return	(195.7)	0.8	0.4
Other	72.0	0.4	0.1
Effective tax rate (controlling interest)	(137.0)%	25.6 %	28.9 %
Effect of income from non-controlling interests	137.9	(9.6)	(6.9)
Effective tax rate	0.9 %	16.0 %	22.0 %

The Company's effective tax rate (controlling interest) in 2019 is lower than the marginal tax rate, primarily due to lower Income before income taxes, as a result of increased Intangible amortization and impairments expense, and tax benefits related to an Affiliate divestment. The effective tax rate (controlling interest) in 2020 is not significantly different from the marginal tax rate. The effective tax rate (controlling interest) in 2021 is higher than the marginal tax rate, primarily due to non-deductible compensation expense and an increase in deferred tax expense resulting from the revaluation of certain deferred tax liabilities due to an increase in the UK tax rate enacted during 2021.

Deferred income tax liability (net) reflects the expected future tax consequences of temporary differences between the financial reporting bases and tax bases of the Company's assets and liabilities. The significant components of the Company's Deferred income tax liability (net) are as follows:

AFFILIATED MANAGERS GROUP, INC.

NOTES TO CONSOLIDATED FINANCIAL STATEMENTS (Continued)

	December 31,	
	2020	2021
Deferred Tax Assets		
Deferred compensation	\$ 15.4	\$ 12.5
State loss carryforwards	17.0	16.9
Foreign loss carryforwards	19.7	22.2
Tax benefit of uncertain tax positions	26.3	17.4
Lease liabilities	10.0	7.6
Foreign tax credits	8.2	8.7
Other	—	1.3
Total deferred tax assets	96.6	86.6
Valuation allowance	(35.6)	(43.9)
Deferred tax assets, net of valuation allowance	\$ 61.0	\$ 42.7
Deferred Tax Liabilities		
Intangible asset amortization	\$ (235.6)	\$ (255.9)
Non-deductible intangible amortization	(116.6)	(149.2)
Junior convertible securities interest	(99.3)	(101.7)
Right-of-use assets	(7.3)	(5.9)
Deferred income	(10.7)	(27.3)
Other	(8.5)	(4.0)
Total deferred tax liabilities	(478.0)	(544.0)
Deferred income tax liability (net)⁽¹⁾	\$ (417.0)	\$ (501.3)

⁽¹⁾ As of December 31, 2020 and 2021, foreign loss carryforwards of \$19.7 million (net of a \$13.3 million valuation allowance) and \$22.2 million (net of a \$20.3 million valuation allowance), respectively, are presented within Other assets as they represent a net deferred tax asset in a foreign jurisdiction.

As of December 31, 2021, the Company had available state net operating loss carryforwards of \$242.4 million, a majority of which will expire over nine years to 12 years. As of December 31, 2021, the Company had foreign loss carryforwards of \$83.9 million, of which \$65.8 million will expire over ten years to 18 years and \$18.1 million will carry forward indefinitely. As of December 31, 2021, the Company had foreign tax credit carryforwards of \$8.7 million which will expire over seven years to ten years.

The Company believed it was more-likely-than-not that the benefit from certain state and foreign loss carryforwards and foreign tax credit carryforwards would not be fully realized, and, as of December 31, 2021, had valuation allowances of \$14.9 million, \$20.3 million, and \$8.7 million on the state and foreign loss carryforwards and the foreign tax credit carryforwards, respectively. For the years ended December 31, 2020 and 2021, the Company increased its valuation allowance \$18.7 million and \$8.3 million, respectively.

The Company's estimates and assumptions regarding the realization of its state and foreign loss carryforwards do not contemplate certain changes in ownership of the Company's stock which could limit the utilization of these carryforwards.

The Company does not provide for U.S. income taxes on the excess of the financial reporting bases over tax bases in the Company's investments in foreign subsidiaries considered permanent in duration. Such amount would generally become taxable upon the repatriation of assets from, or a sale or liquidation of, the foreign subsidiaries. While a determination of the potential amount of unrecognized deferred U.S. income tax liability related to these amounts is not practicable because of the numerous assumptions associated with this hypothetical calculation, as of December 31, 2021, the estimated amount of such difference was \$321.6 million.

A reconciliation of the changes in unrecognized tax benefits is as follows:

AFFILIATED MANAGERS GROUP, INC.
NOTES TO CONSOLIDATED FINANCIAL STATEMENTS (Continued)

	For the Years Ended December 31,		
	2019	2020	2021
Balance, beginning of period	\$ 33.1	\$ 65.4	\$ 63.5
Additions based on current year tax positions	39.8	1.1	0.8
Additions based on prior years' tax positions	3.2	1.7	4.6
Reduction for prior years' tax positions	(3.5)	(0.4)	(5.6)
Lapse of the statute of limitations	(4.0)	(7.6)	(5.7)
Settlements	(0.4)	—	(5.5)
Foreign currency translation	(2.8)	3.3	0.3
Balance, end of period	<u>\$ 65.4</u>	<u>\$ 63.5</u>	<u>\$ 52.4</u>

Included in the balance of unrecognized tax benefits as of December 31, 2019, 2020, and 2021 were \$65.4 million, \$63.5 million, and \$52.4 million, respectively, of tax benefits that, if recognized, would favorably affect the Company's effective tax rate (controlling interest). As of December 31, 2021, certain of these benefits, if realized, would be offset by the utilization of indirect tax benefits, for which the Company has accrued deferred tax assets of \$17.4 million.

The Company records accrued interest and penalties, if any, related to unrecognized tax benefits in Income tax expense. For the years ended December 31, 2019, 2020, and 2021, interest and penalties related to unrecognized tax benefits were \$8.4 million, \$0.8 million, and \$(0.4) million, respectively. As of December 31, 2020 and 2021, the Company accrued interest and penalties related to unrecognized tax benefits of \$11.4 million and \$11.0 million, respectively.

The Company is subject to U.S. federal, state and local, and foreign income tax in multiple jurisdictions and is periodically subject to tax examinations in these jurisdictions. The completion of examinations may result in the payment of additional taxes and/or the recognition of tax benefits. The Company is generally no longer subject to income tax examinations by U.S. federal, state and local, or foreign taxing authorities for periods prior to 2016.

22. Earnings Per Share

The calculation of Earnings per share (basic) is based on the weighted average number of shares of the Company's common stock outstanding during the period. Earnings per share (diluted) is similar to Earnings per share (basic), but adjusts for the dilutive effect of the potential issuance of incremental shares of the Company's common stock.

The following is a reconciliation of the numerator and denominator used in the calculation of basic and diluted earnings per share available to common stockholders:

	For the Years Ended December 31,		
	2019	2020	2021
Numerator			
Net income (controlling interest)	\$ 15.7	\$ 202.2	\$ 565.7
Interest expense on junior convertible securities, net of taxes	—	—	18.5
Net income (controlling interest), as adjusted	<u>\$ 15.7</u>	<u>\$ 202.2</u>	<u>\$ 584.2</u>
Denominator			
Average shares outstanding (basic)	50.5	46.5	41.5
Effect of dilutive instruments:			
Stock options and restricted stock units	0.1	0.2	1.2
Junior convertible securities	—	—	2.1
Average shares outstanding (diluted)	<u>50.6</u>	<u>46.7</u>	<u>44.8</u>

Average shares outstanding (diluted) in the table above excludes stock options and restricted stock units that have not met certain performance conditions and items that have an anti-dilutive effect on Earnings per share (diluted). The following is a summary of items excluded from the denominator in the table above:

AFFILIATED MANAGERS GROUP, INC.
NOTES TO CONSOLIDATED FINANCIAL STATEMENTS (Continued)

	For the Years Ended December 31,		
	2019	2020	2021
Stock options and restricted stock units	2.6	2.9	0.2
Junior convertible securities	2.2	2.2	—

The Company may settle portions of its Affiliate equity purchases in shares of its common stock. Because it is the Company's intention to settle these potential purchases in cash, the calculation of Average shares outstanding (diluted) excludes any potential dilutive effect from possible share settlements of Affiliate equity purchases.

23. Comprehensive Income

The following tables present the tax effects allocated to each component of Other comprehensive income (loss):

	For the Year Ended December 31, 2019		
	Pre-Tax	Tax Benefit	Net of Tax
Foreign currency translation gain (loss)	\$ (11.4)	\$ 22.3	\$ 10.9
Change in net realized and unrealized gain on derivative financial instruments	1.7	—	1.7
Other comprehensive income (loss)	\$ (9.7)	\$ 22.3	\$ 12.6

	For the Year Ended December 31, 2020		
	Pre-Tax	Tax (Expense) Benefit	Net of Tax
Foreign currency translation gain (loss)	\$ 25.5	\$ (10.3)	\$ 15.2
Change in net realized and unrealized gain (loss) on derivative financial instruments	(1.9)	0.4	(1.5)
Other comprehensive income (loss)	\$ 23.6	\$ (9.9)	\$ 13.7

	For the Year Ended December 31, 2021		
	Pre-Tax	Tax Expense	Net of Tax
Foreign currency translation gain (loss)	\$ 10.3	\$ (3.5)	\$ 6.8
Change in net realized and unrealized loss on derivative financial instruments	0.9	(0.5)	0.4
Other comprehensive income (loss)	\$ 11.2	\$ (4.0)	\$ 7.2

The components of accumulated other comprehensive income (loss), net of taxes, were as follows:

	Foreign Currency Translation Adjustment	Realized and Unrealized Gains (Losses) on Derivative Financial Instruments	Total
Balance, as of December 31, 2019	\$ (177.1)	\$ 1.2	\$ (175.9)
Other comprehensive income (loss) before reclassifications	15.2	(0.9)	14.3
Amounts reclassified	—	(0.6)	(0.6)
Net other comprehensive income (loss)	15.2	(1.5)	13.7
Balance, as of December 31, 2020	\$ (161.9)	\$ (0.3)	\$ (162.2)
Other comprehensive income (loss) before reclassifications	6.8	(0.2)	6.6
Amounts reclassified	—	0.6	0.6
Net other comprehensive income	6.8	0.4	7.2
Balance, as of December 31, 2021	\$ (155.1)	\$ 0.1	\$ (155.0)

24. Geographic Information

The following table presents Consolidated revenue and Fixed assets (net) of the Company by geographic location. For Affiliates, this information is primarily based on the location of the Affiliates' headquarters.

	For the Years Ended December 31,		
	2019	2020	2021
Consolidated revenue			
United States	\$ 1,642.2	\$ 1,524.0	\$ 1,838.7
United Kingdom	515.2	462.3	528.6
Other	82.2	41.2	45.1
Total	\$ 2,239.6	\$ 2,027.5	\$ 2,412.4
		December 31,	
		2020	2021
Fixed assets (net)			
United States		\$ 64.2	\$ 58.7
United Kingdom		14.6	14.6
Other		0.8	0.6
Total		\$ 79.6	\$ 73.9

AFFILIATED MANAGERS GROUP, INC.

NOTES TO CONSOLIDATED FINANCIAL STATEMENTS (Continued)

Schedule II
Valuation and Qualifying Accounts

<i>(in millions)</i>	Balance Beginning of Period	Additions Charged to Costs and Expenses	Additions Charged to Other Accounts	Deductions	Balance End of Period
Income Tax Valuation Allowance					
Year Ending December 31,					
2021	\$ 35.6	\$ 8.3	\$ —	\$ —	\$ 43.9
2020	16.9	18.4	0.3	—	35.6
2019	24.1	4.9	—	12.1	16.9
Other Allowances⁽¹⁾					
Year Ending December 31,					
2021	\$ 4.8	\$ —	\$ —	\$ —	\$ 4.8
2020	4.1	3.8	—	3.1	4.8
2019	5.0	1.0	—	1.9	4.1

⁽¹⁾ Other allowances represented reserves on notes received in connection with transfers of our interests in certain Affiliates, as well as other receivable amounts, which we considered uncollectible. Deductions represented the reversal of such reserves upon collection of the amounts due.

Item 9. Changes in and Disagreements with Accountants on Accounting and Financial Disclosure

None.

Item 9A. Controls and Procedures

As required by Rule 13a-15 of the Securities and Exchange Act of 1934, as amended (the “Exchange Act”), as of December 31, 2021, we carried out an evaluation under the supervision and with the participation of our management, including our Chief Executive Officer and Chief Financial Officer, of the effectiveness of the design and operation of our disclosure controls and procedures. Based upon that evaluation, the Chief Executive Officer and Chief Financial Officer concluded that, as of the end of the period covered by this report, our disclosure controls and procedures are effective in ensuring that (i) information required to be disclosed by us in the reports we file or submit under the Exchange Act is recorded, processed, summarized, and reported within the time periods specified in the SEC’s rules and forms, and (ii) such information is accumulated and communicated to our management, including our principal executive officer and principal financial officer, as appropriate, to allow timely decisions regarding required disclosure. In designing and evaluating our disclosure controls and procedures, we recognize that any controls and procedures, no matter how well designed and operated, can provide only reasonable assurance of achieving the desired control objectives, and our management necessarily was required to apply its judgment in evaluating and implementing possible controls and procedures. Our disclosure controls and procedures were designed to provide reasonable assurance of achieving their stated objectives, and our principal executive officer and principal financial officer concluded that our disclosure controls and procedures were effective at the reasonable assurance level. We review on an ongoing basis and document our disclosure controls and procedures, and our internal control over financial reporting, and we may from time to time make changes in an effort to enhance their effectiveness and ensure that our systems evolve with our business. See “Management’s Report on Internal Control over Financial Reporting” in Item 8.

Our independent registered public accounting firm, PricewaterhouseCoopers LLP, has issued an audit report on our internal control over financial reporting, which is included in Item 8.

No change in our internal control over financial reporting (as defined in Rules 13a-15(f) and 15d-15(f) under the Exchange Act) occurred during the fiscal quarter ended December 31, 2021 that has materially affected, or is reasonably likely to materially affect, our internal control over financial reporting.

Item 9B. Other Information

None.

PART III

Item 10. Directors, Executive Officers and Corporate Governance

Information required by this Item will be set forth in our proxy statement for our 2021 Annual Meeting of Stockholders (to be filed within 120 days after December 31, 2021) (the “Proxy Statement”), and is incorporated herein by reference.

Item 11. Executive Compensation

Information required by this Item will be set forth in our Proxy Statement, and is incorporated herein by reference.

Item 12. Security Ownership of Certain Beneficial Owners and Management and Related Stockholder Matters

Information required by this Item will be set forth in our Proxy Statement, and is incorporated herein by reference.

Item 13. Certain Relationships and Related Transactions and Director Independence

Information required by this Item will be set forth in our Proxy Statement, and is incorporated herein by reference.

Item 14. Principal Accountant Fees and Services

Information required by this Item will be set forth in our Proxy Statement, and is incorporated herein by reference.

PART IV

Item 15. Exhibits, Financial Statement Schedules

(a) (1) Financial Statements: See Item 8 of this Annual Report on Form 10-K.

(2) Financial Statement Schedule required by Part II, Item 8 is included in Item 8:

Schedule II - Valuation and Qualifying Accounts for the years ended December 31, 2021, 2020 and 2019

Page No.

[80](#)

(3) Exhibits: See the Exhibit Index below and incorporated by reference herein.

Item 16. Form 10-K Summary

None.

Exhibit Index

- 3.1 [Amended and Restated Certificate of Incorporation \(incorporated by reference to the Company's Registration Statement on Form S-1/A \(No. 333-34679\), filed October 29, 1997\)](#)
- 3.2 [Amendment to Amended and Restated Certificate of Incorporation \(incorporated by reference to the Company's Registration Statement on Form S-8 \(No. 333-129748\), filed November 16, 2005\)](#)
- 3.3 [Amendment to Amended and Restated Certificate of Incorporation \(incorporated by reference to the Company's Proxy Statement on Schedule 14A \(No. 001-13459\), filed April 28, 2006\)](#)
- 3.4 [Amendment to Amended and Restated Certificate of Incorporation \(incorporated by reference to the Company's Quarterly Report on Form 10-Q \(No. 001-13459\), filed August 3, 2017\)](#)
- 3.5 [Amended and Restated By-laws \(incorporated by reference to the Company's Quarterly Report on Form 10-Q \(No. 001-13459\), filed August 5, 2021\)](#)
- 4.1 [Specimen certificate for shares of common stock of the Registrant \(incorporated by reference to the Company's Annual Report on Form 10-K \(No. 001-13459\), filed February 23, 2018\)](#)
- 4.2 [Amended and Restated Declaration of Trust of AMG Capital Trust II, dated as of October 17, 2007, by and among Affiliated Managers Group, Inc., U.S. Bank National Association, successor in interest to Bank of America National Trust Delaware, successor by merger to LaSalle National Trust Delaware, as Delaware Trustee, U.S. Bank National Association, successor in interest to Bank of America, N.A., successor by merger to LaSalle Bank National Association, as Property Trustee and Institutional Administrator, and the holders from time to time of undivided beneficial interests in the assets of AMG Capital Trust II \(incorporated by reference to the Company's Current Report on Form 8-K \(No. 001-13459\), filed October 18, 2007\)](#)
- 4.3 [Indenture, dated as of October 17, 2007, by and between Affiliated Managers Group, Inc. and U.S. Bank National Association, successor in interest to Bank of America, N.A., successor by merger to LaSalle Bank National Association, as Debenture Trustee \(incorporated by reference to the Company's Current Report on Form 8-K \(No. 001-13459\), filed October 18, 2007\)](#)
- 4.4 [First Supplemental Indenture, dated as of January 10, 2014, by and between Affiliated Managers Group, Inc. and U.S. Bank National Association, successor in interest to Bank of America, N.A., successor by merger to LaSalle Bank National Association, as Debenture Trustee \(incorporated by reference to the Company's Annual Report on Form 10-K for the fiscal year ended December 31, 2013 \(No. 001-13459\), filed February 27, 2014\)](#)
- 4.5 [Guarantee Agreement, dated as of October 17, 2007, by and between Affiliated Managers Group, Inc. and U.S. Bank National Association, successor in interest to Bank of America, N.A., successor by merger to LaSalle Bank National Association, as Guarantee Trustee \(incorporated by reference to the Company's Current Report on Form 8-K \(No. 001-13459\), filed October 18, 2007\)](#)
- 4.6 [Indenture, dated as of February 11, 2014, by and between Affiliated Managers Group, Inc. and U.S. Bank National Association, as Trustee \(incorporated by reference to the Company's Current Report on Form 8-K \(No. 001-13459\), filed February 11, 2014\)](#)
- 4.7 [Supplemental Indenture related to the 4.250% Senior Notes due 2024, dated as of February 11, 2014, by and between Affiliated Managers Group, Inc. and U.S. Bank National Association, as Trustee, including the form of Global Note attached as Annex A thereto \(incorporated by reference to the Company's Current Report on Form 8-K \(No. 001-13459\), filed February 11, 2014\)](#)
- 4.8 [Second Supplemental Indenture related to the 3.500% Senior Notes due 2025, dated as of February 13, 2015, by and between Affiliated Managers Group, Inc. and U.S. Bank National Association, as Trustee, including the form of Global Note attached as Annex A thereto \(incorporated by reference to the Company's Current Report on Form 8-K \(No. 001-13459\), filed February 13, 2015\)](#)
- 4.9 [Indenture, dated as of March 27, 2019, by and between Affiliated Managers Group, Inc., as issuer, and U.S. Bank National Association, as trustee \(incorporated by reference to the Company's Current Report on Form 8-K \(No. 001-13459\), filed March 27, 2019\)](#)
- 4.10 [First Supplemental Indenture related to the 5.875% Junior Subordinated Notes due 2059, dated as of March 27, 2019, between Affiliated Managers Group, Inc., as issuer, and U.S. Bank National Association, as trustee, including the form of Global Note attached as Annex A thereto \(incorporated by reference to the Company's Current Report on Form 8-K \(No. 001-13459\), filed March 27, 2019\)](#)
- 4.11 [Second Supplemental Indenture related to the 4.750% Junior Subordinated Notes due 2060, dated as of September 23, 2020, between Affiliated Managers Group, Inc., as issuer, and U.S. Bank National Association, as trustee, including the form of Global Note attached as Annex A thereto \(incorporated by reference to the Company's Current Report on Form 8-K \(No. 001-13459\), filed September 23, 2020\)](#)
- 4.12 [Third Supplemental Indenture, dated as of July 13, 2021, between Affiliated Managers Group, Inc., as issuer, and U.S. Bank National Association, as trustee, including the form of Global Note attached as Annex A thereto \(incorporated by reference to the Company's Current Report on Form 8-K \(No. 001-13459\), filed July 13, 2021\)](#)

- 4.13 [Indenture for Senior Notes between Affiliated Managers Group, Inc., as issuer, and U.S. Bank National Association, as trustee, dated as of June 5, 2020 \(incorporated by reference to the Company's Current Report on Form 8-K \(No. 001-13459\), filed June 5, 2020\)](#)
- 4.14 [First Supplemental Indenture related to the 3.300% Senior Notes due 2030, dated as of June 5, 2020, between Affiliated Managers Group, Inc., as issuer, and U.S. Bank National Association, as trustee, including the form of Global Note attached as Annex A thereto \(incorporated by reference to the Company's Current Report on Form 8-K \(No. 001-13459\), filed June 5, 2020\)](#)
- 4.15 [Description of Registrant's Securities*](#)
- 10.1† [Affiliated Managers Group, Inc. Defined Contribution Plan \(incorporated by reference to the Company's Annual Report on Form 10-K for the fiscal year ended December 31, 1999 \(No. 001-13459\), filed March 30, 2000\)](#)
- 10.2† [Affiliated Managers Group, Inc. Executive Incentive Plan \(incorporated by reference to the Company's Proxy Statement on Schedule 14A \(No. 001-13459\), filed April 29, 2015\)](#)
- 10.3† [Affiliated Managers Group, Inc. Amended and Restated 1997 Stock Option and Incentive Plan \(incorporated by reference to the Company's Quarterly Report on Form 10-Q \(No. 001-13459\), filed May 10, 2004\)](#)
- 10.4† [Amendment No. 1 to Affiliated Managers Group, Inc. 1997 Stock Option and Incentive Plan \(incorporated by reference to the Company's Quarterly Report on Form 10-Q \(No. 001-13459\), filed July 31, 2020\)](#)
- 10.5† [Affiliated Managers Group, Inc. Amended and Restated 2002 Stock Option and Incentive Plan \(incorporated by reference to the Company's Quarterly Report on Form 10-Q \(No. 001-13459\), filed May 10, 2004\)](#)
- 10.6† [Amendment No. 1 to Affiliated Managers Group, Inc. 2002 Stock Option and Incentive Plan \(incorporated by reference to the Company's Quarterly Report on Form 10-Q \(No. 001-13459\), filed July 31, 2020\)](#)
- 10.7† [Affiliated Managers Group, Inc. 2006 Stock Option and Incentive Plan \(incorporated by reference to the Company's Proxy Statement on Schedule 14A \(No. 001-13459\), filed April 28, 2006\)](#)
- 10.8† [Amendment No. 1 to Affiliated Managers Group, Inc. 2006 Stock Option and Incentive Plan \(incorporated by reference to the Company's Quarterly Report on Form 10-Q \(No. 001-13459\), filed July 31, 2020\)](#)
- 10.9† [Affiliated Managers Group, Inc. Amended and Restated Long-Term Stock and Investment Plan \(incorporated by reference to the Company's Annual Report on Form 10-K for the fiscal year ended December 31, 2013 \(No. 001-13459\), filed February 27, 2014\)](#)
- 10.10† [Affiliated Managers Group, Inc. Executive Retention Plan \(incorporated by reference to the Company's Quarterly Report on Form 10-Q \(No. 001-13459\), filed November 9, 2005\)](#)
- 10.11† [Affiliated Managers Group, Inc. Deferred Compensation Plan \(incorporated by reference to the Company's Annual Report on Form 10-K for the fiscal year ended December 31, 2008 \(No. 001-13459\), filed March 2, 2009\)](#)
- 10.12† [Affiliated Managers Group, Inc. Long-Term Equity Interests Plan 2010, LP \(incorporated by reference to the Company's Current Report on Form 8-K \(No. 001-13459\), filed December 17, 2010\)](#)
- 10.13† [Affiliated Managers Group, Inc. 2011 Stock Option and Incentive Plan \(incorporated by reference to the Company's Proxy Statement on Schedule 14A \(No. 001-13459\), filed April 19, 2011\)](#)
- 10.14† [Amendment No. 1 to Affiliated Managers Group, Inc. 2011 Stock Option and Incentive Plan \(incorporated by reference to the Company's Quarterly Report on Form 10-Q \(No. 001-13459\), filed July 31, 2020\)](#)
- 10.15† [Affiliated Managers Group, Inc. Long-Term Equity Interests Plan 2011, LP \(incorporated by reference to the Company's Annual Report on Form 10-K for the fiscal year ended December 31, 2011 \(No. 001-13459\), filed February 23, 2012\)](#)
- 10.16† [Affiliated Managers Group, Inc. Long-Term Equity Interests Plan, LP \(incorporated by reference to the Company's Annual Report on Form 10-K for the fiscal year ended December 31, 2012 \(No. 001-13459\), filed February 22, 2013\)](#)
- 10.17† [Affiliated Managers Group, Inc. 2013 Incentive Stock Award Plan \(incorporated by reference to the Company's Proxy Statement on Schedule 14A \(No. 001-13459\), filed April 30, 2013\)](#)
- 10.18† [Amendment No. 1 to Affiliated Managers Group, Inc. 2013 Incentive Stock Award Plan \(incorporated by reference to the Company's Annual Report on Form 10-K \(No. 001-13459\), filed February 28, 2020\)](#)
- 10.19† [Affiliated Managers Group, Inc. 2020 Equity Incentive Plan \(incorporated by reference to the Company's Registration Statement on Form S-8 \(No. 333-240091\), filed July 24, 2020\)](#)
- 10.20† [Form of Restricted Stock Unit Award Agreement pursuant to Affiliated Managers Group, Inc. 2013 Incentive Stock Award Plan \(incorporated by reference to the Company's Annual Report on Form 10-K \(No. 001-13459\), filed February 28, 2020\)](#)
- 10.21† [Form of Stock Option Agreement pursuant to Affiliated Managers Group, Inc. Stock Option and Incentive Plan \(incorporated by reference to the Company's Quarterly Report on Form 10-Q \(No. 001-13459\), filed July 31, 2020\)](#)
- 10.22† [Form of Restricted Stock Unit Award Agreement pursuant to Affiliated Managers Group, Inc. 2002 Stock Option Incentive Plan \(incorporated by reference to the Company's Quarterly Report on Form 10-Q \(No. 001-13459\), filed July 31, 2020\)](#)

- 10.23† [Form of Award Agreement pursuant to Affiliated Managers Group, Inc. Incentive Plan \(incorporated by reference to the Company's Annual Report on Form 10-K \(No. 001-13459\), filed February 28, 2020\)](#)
- 10.24† [Form of Award Agreement pursuant to Affiliated Managers Group, Inc. Deferred Compensation Plan \(incorporated by reference to the Company's Annual Report on Form 10-K \(No. 001-13459\), filed February 28, 2020\)](#)
- 10.25† [Form of Affiliated Managers Group, Inc. Award Agreement \(incorporated by reference to the Company's Annual Report on Form 10-K for the fiscal year ended December 31, 2013 \(No. 001-13459\), filed February 27, 2014\)](#)
- 10.26† [Form of Restricted Stock Unit Award Agreement pursuant to Affiliated Managers Group, Inc. 2020 Equity Incentive Plan \(incorporated by reference to the Company's Quarterly Report on Form 10-Q \(No. 001-13459\), filed May 7, 2021\)](#)
- 10.27† [Form of Restricted Stock Unit Award Agreement for Directors pursuant to Affiliated Managers Group, Inc. 2020 Equity Incentive Plan \(incorporated by reference to the Company's Quarterly Report on Form 10-Q \(No. 001-13459\), filed July 31, 2020\)](#)
- 10.28† [Form of Stock Option Award Agreement pursuant to Affiliated Managers Group, Inc. 2020 Equity Incentive Plan \(incorporated by reference to the Company's Quarterly Report on Form 10-Q \(No. 001-13459\), filed May 7, 2021\)](#)
- 10.29† [Form of Stock Option Award Agreement for Directors pursuant to Affiliated Managers Group, Inc. 2020 Equity Incentive Plan \(incorporated by reference to the Company's Quarterly Report on Form 10-Q \(No. 001-13459\), filed July 31, 2020\)](#)
- 10.30† [Form of Indemnification Agreement entered into by each Director and Executive Officer \(incorporated by reference to the Company's Annual Report on Form 10-K for the fiscal year ended December 31, 2010 \(No. 001-13459\), filed March 1, 2011\)](#)
- 10.31† [Agreement, dated as of May 15, 2020, by and between Affiliated Managers Group, Inc. and Hugh P. B. Cutler \(incorporated by reference to the Company's Quarterly Report on Form 10-Q \(No. 001-13459\), filed July 31, 2020\)](#)
- 10.32† [Annual Director Compensation*](#)
- 10.33 [Second Amended and Restated Credit Agreement, dated as of October 25, 2021, by and among Affiliated Managers Group, Inc., Bank of America, N.A., as administrative agent, letter of credit issuer and swingline lender, and the other lending institutions from time to time party thereto, and the exhibits and schedules thereto \(incorporated by reference to the Company's Current Report on Form 8-K \(No. 001-13459\), filed October 26, 2021\)](#)
- 10.34 [Fourth Amended and Restated Term Credit Agreement, dated as of October 25, 2021, by and among Affiliated Managers Group, Inc., Bank of America, N.A., as administrative agent, and the other lending institutions from time to time party thereto, and the exhibits and schedules thereto \(incorporated by reference to the Company's Current Report on Form 8-K \(No. 001-13459\), filed October 26, 2021\)](#)
- 10.35 [Form of Equity Distribution Agreement, dated as of March 27, 2019 \(incorporated by reference to the Company's Current Report on Form 8-K \(No. 001-13459\), filed March 27, 2019\)](#)
- 10.36 [Form of Master Confirmation Letter Agreement, dated as of March 27, 2019 \(incorporated by reference to the Company's Current Report on Form 8-K \(No. 001-13459\), filed March 27, 2019\)](#)
- 21.1 [Schedule of Subsidiaries*](#)
- 22 [Subsidiary Issuers of Guaranteed Securities \(incorporated by reference to the Company's Quarterly Report on Form 10-Q \(No. 001-13459\), filed May 7, 2021\)](#)
- 23.1 [Consent of PricewaterhouseCoopers LLP*](#)
- 31.1 [Certification of Registrant's Chief Executive Officer pursuant to Section 302 of the Sarbanes-Oxley Act of 2002*](#)
- 31.2 [Certification of Registrant's Chief Financial Officer pursuant to Section 302 of the Sarbanes-Oxley Act of 2002*](#)
- 32.1 [Certification of Registrant's Chief Executive Officer pursuant to Section 906 of the Sarbanes-Oxley Act of 2002**](#)
- 32.2 [Certification of Registrant's Chief Financial Officer pursuant to Section 906 of the Sarbanes-Oxley Act of 2002**](#)
- 101 The following financial statements from the Registrant's Annual Report on Form 10-K for the fiscal year ended December 31, 2021 are filed herewith, formatted in XBRL (Inline eXtensible Business Reporting Language): (i) the Consolidated Statements of Income for the years ended December 31, 2021, 2020, and 2019, (ii) the Consolidated Balance Sheets as of December 31, 2021 and December 31, 2020, (iii) the Consolidated Statement of Equity for the years ended December 31, 2021, 2020, and 2019, (iv) the Consolidated Statements of Cash Flows for the years ended December 31, 2021, 2020, and 2019, and (v) the Notes to the Consolidated Financial Statements
- 104 The cover page from the Registrant's Annual Report on Form 10-K for the fiscal year ended December 31, 2021, formatted in XBRL (Inline eXtensible Business Reporting Language) and contained in Exhibit 101

† Indicates a management contract or compensatory plan

* Filed herewith

** Furnished herewith

SIGNATURES

Pursuant to the requirements of Section 13 or 15(d) of the Securities Exchange Act of 1934, the registrant has duly caused this report to be signed on its behalf by the undersigned, thereunto duly authorized.

Date: February 18, 2022

AFFILIATED MANAGERS GROUP, INC.
(Registrant)
By: /s/ JAY C. HORGEN
Jay C. Horgen
President and Chief Executive Officer

Pursuant to the requirements of the Securities Exchange Act of 1934, this report has been signed below by the following persons on behalf of the registrant and in the capacities and on the dates indicated.

<u>Signature</u>	<u>Title</u>	<u>Date</u>
<u>/s/ JAY C. HORGEN</u> Jay C. Horgen	President, Chief Executive Officer (Principal Executive Officer) and Director	February 18, 2022
<u>/s/ THOMAS M. WOJCIK</u> Thomas M. Wojcik	Chief Financial Officer (Principal Financial and Principal Accounting Officer)	February 18, 2022
<u>/s/ KAREN L. ALVINGHAM</u> Karen L. Alvingham	Director	February 18, 2022
<u>/s/ TRACY A. ATKINSON</u> Tracy A. Atkinson	Director	February 18, 2022
<u>/s/ DWIGHT D. CHURCHILL</u> Dwight D. Churchill	Director	February 18, 2022
<u>/s/ REUBEN JEFFERY III</u> Reuben Jeffery III	Director	February 18, 2022
<u>/s/ FELIX V. MATOS RODRIGUEZ</u> Felix V. Matos Rodriguez	Director	February 18, 2022
<u>/s/ TRACY P. PALANDJIAN</u> Tracy P. Palandjian	Director	February 18, 2022
<u>/s/ DAVID C. RYAN</u> David C. Ryan	Director	February 18, 2022

**DESCRIPTION OF THE REGISTRANT'S SECURITIES
REGISTERED PURSUANT TO SECTION 12 OF THE
SECURITIES EXCHANGE ACT OF 1934**

Affiliated Managers Group, Inc. (“AMG”, “we”, “us”, or “our”) has four classes of securities registered under Section 12 of the Securities Exchange Act of 1934, as amended (the “Exchange Act”): (i) common stock, par value \$0.01 per share (“common stock”); (ii) 5.875% Junior Subordinated Notes due 2059 (the “2059 Junior Subordinated Notes”); (iii) 4.750% Junior Subordinated Notes due 2060 (the “2060 Junior Subordinated Notes”); and (iv) 4.200% Junior Subordinated Notes due 2061 (the “2061 Junior Subordinated Notes”, and collectively with the 2059 Junior Subordinated Notes and the 2060 Junior Subordinated Notes, the “Notes”).

DESCRIPTION OF COMMON STOCK

The following is a summary description of certain material terms and provisions of our common stock, and may not contain all the information that is important to you. Therefore, we encourage you to read our charter, our by-laws, and applicable provisions of the Delaware General Corporation Law for additional information related to our common stock.

General

Under our charter, we currently have authority to issue up to 150,000,000 shares of common stock, and up to 3,000,000 shares of Class B non-voting common stock, par value \$0.01 per share (“Class B non-voting common stock”). Under Delaware law, stockholders generally are not responsible for our debts or obligations. No shares of Class B non-voting common stock are currently issued and outstanding. All shares of common stock currently outstanding are duly authorized, fully paid and non-assessable. Our common stock is listed on the New York Stock Exchange under the symbol “AMG”.

Dividends

Subject to preferential rights of any other class or series of stock, holders of common stock and Class B non-voting common stock may receive dividends out of assets that we can legally use to pay dividends, when, as, and if they are declared by our Board of Directors, with each share of common stock and each share of Class B non-voting common stock sharing equally in such dividends (with each share of Class B non-voting common stock being equal to the number of shares of common stock into which it would then be convertible). If dividends are declared that are payable in shares of common stock or shares of Class B non-voting common stock, such dividends will be declared payable at the same rate in both classes of stock and the dividends payable in shares of common stock will be payable to the holders of shares of common stock, and the dividends payable in shares of Class B non-voting common stock will be payable to the holders of shares of Class B non-voting common stock.

Voting Rights

Holders of common stock will have the exclusive power to vote on all matters presented to our stockholders, including the election of directors, except as otherwise required by Delaware law or as provided with respect to any other class or series of stock. Holders of common stock are entitled to one vote per share. There is no cumulative voting in the election of our directors,

which means that, subject to any rights to elect directors that are granted to the holders of any class or series of preferred stock, a majority of the votes cast at a meeting of stockholders at which a quorum is present is required to elect a director in an uncontested election.

Liquidation/Dissolution Rights

Subject to the preferential rights of any other class or series of stock, holders of shares of our common stock and Class B non-voting common stock shall be entitled to share ratably in the remaining assets available for distribution in the event we are liquidated, dissolved, or our affairs are wound up after we pay or make adequate provision for all of our known debts and liabilities (with each share of Class B non-voting common stock being equal to the number of shares of common stock into which it would then be convertible).

Other Rights

Subject to the preferential rights of any other class or series of stock, all shares of common stock have equal dividend, distribution, liquidation, and other rights, and have no preference, appraisal or exchange rights, except for any appraisal rights provided by Delaware law. Furthermore, holders of shares of our common stock have no conversion, sinking fund or redemption rights, or preemptive rights to subscribe for any of our securities, other than the conversion rights afforded to the holders of our Class B non-voting common stock that are described below.

Anti-Takeover Provisions of our Charter, our By-Laws and Delaware Law

Under Delaware law, a corporation generally cannot dissolve, amend its charter, merge, sell all or substantially all of its assets, engage in a share exchange, or engage in similar transactions outside the ordinary course of business unless approved by the affirmative vote of stockholders holding a majority of the shares entitled to vote on the matter, unless a different percentage is set forth in the corporation's charter, which percentage will not in any event be less than a majority of all of the shares entitled to vote on such matter. Our charter provides that whenever any vote of the holders of voting stock is required to amend or repeal any provision of the charter, then in addition to any other vote of the holders of voting stock that is required by the charter or by-laws, the affirmative vote of the holders of a majority of our outstanding shares of stock entitled to vote on such amendment or repeal, voting together as a single class, is required. However, with respect to the amendment or repeal of any of the provisions of our charter relating to stockholder action without an annual or special meeting, the election, term or removal of directors, vacancies on the board of directors, or the limitation of liability of directors, the affirmative vote of the holders of at least eighty percent (80%) of our outstanding shares of stock entitled to vote on such amendment or repeal, voting together as a single class, will be required.

Rights of Class B Non-Voting Common Stock

The holders of our Class B non-voting common stock generally have the same rights and privileges as holders of our common stock, except that holders of Class B non-voting common stock do not have any voting rights other than those which may be provided under our charter or applicable law. Each share of Class B non-voting common stock is convertible, at the option of the holder, into one share of common stock; provided, that such conversion is not inconsistent

with any regulation, rule, or other requirement of any governmental authority applicable to the holder.

To the extent the holders of Class B non-voting common stock are entitled to vote under our charter or applicable law, such holders shall vote together as a single class with the holders of common stock, except as required by law.

Transfer Agent

The transfer agent and registrar for our common stock is Computershare Trust Company, N.A.

DESCRIPTION OF JUNIOR SUBORDINATED NOTES

The following is a summary description of certain material terms and provisions of the 2059 Junior Subordinated Notes, the 2060 Junior Subordinated Notes, and the 2061 Junior Subordinated Notes, and may not contain all the information that is important to you. Therefore, you should read the Junior Subordinated Notes Indenture, dated as of March 27, 2019 (the “Base Indenture”), as supplemented by the First Supplemental Indenture, dated as of March 27, 2019 (together with the Base Indenture, the “2059 Junior Subordinated Notes Indenture”), the Second Supplemental Indenture, dated as of September 23, 2020 (together with the Base Indenture, the “2060 Junior Subordinated Notes Indenture”), and the Third Supplemental Indenture, dated as of July 13, 2021 (together with the Base Indenture, the “2061 Junior Subordinated Notes Indenture”, and collectively with the 2059 Junior Subordinated Notes Indenture and the 2060 Junior Subordinated Notes Indenture, the “Junior Subordinated Notes Indentures”), in each case, between AMG and U.S. Bank National Association, as trustee (the “Trustee”), as well as the forms of certificates evidencing each series of Notes, for additional information related to the Notes.

General

The 2059 Junior Subordinated Notes are a series of junior subordinated notes issued under the 2059 Junior Subordinated Notes Indenture, the 2060 Junior Subordinated Notes are a series of junior subordinated notes issued under the 2060 Junior Subordinated Notes Indenture, and the 2061 Junior Subordinated Notes are a series of junior subordinated notes issued under the 2061 Junior Subordinated Notes Indenture. The material terms and provisions of each such series of Notes are the same, except for the principal amounts, interest rates, maturity dates, and other relevant dates, as described below.

The 2059 Junior Subordinated Notes were initially issued in the aggregate principal amount of \$280.0 million. An additional \$20.0 million of 2059 Junior Subordinated Notes was subsequently issued pursuant to the underwriters’ exercise of an overallotment option, increasing the total amount of 2059 Junior Subordinated Notes issued to \$300.0 million, which remains the aggregate principal amount outstanding. The 2060 Junior Subordinated Notes were initially issued in the aggregate principal amount of \$250.0 million. An additional \$25.0 million of 2060 Junior Subordinated Notes was subsequently issued pursuant to the underwriters’ exercise of an overallotment option, increasing the total amount of 2060 Junior Subordinated Notes issued to \$275.0 million, which remains the aggregate principal amount outstanding. The 2061 Junior

Subordinated Notes were issued in the aggregate principal amount of \$200.0 million, which remains the aggregate principal amount outstanding.

The Base Indenture does not limit the aggregate principal amount of junior subordinated notes that may be issued thereunder, and provides that junior subordinated notes may be issued from time to time in one or more series pursuant to an additional supplemental indenture. We may, at any time and without the consent of the holders of the 2059 Junior Subordinated Notes, the 2060 Junior Subordinated Notes, or the 2061 Junior Subordinated Notes issue additional notes having the same ranking and the same interest rate, maturity, and other terms as such Notes (except for the public offering price and issue date and the initial interest accrual date and initial Interest Payment Date (as defined below), if applicable). Any additional notes having such similar terms, collectively with the 2059 Junior Subordinated Notes, the 2060 Junior Subordinated Notes, or the 2061 Junior Subordinated Notes, as the case may be, will constitute a single series of junior subordinated notes under the applicable indenture; provided that if such additional notes are not fungible with the applicable series of outstanding Notes for U.S. federal income tax purposes, then they will be issued under a separate CUSIP number.

The Junior Subordinated Notes Indentures do not contain provisions that afford holders of the Notes protection in the event of a highly leveraged transaction involving us.

Unless earlier redeemed, the entire principal amount of the applicable series of Notes will mature and become due and payable, together with any accrued and unpaid interest thereon, on March 30, 2059, in the case of the 2059 Junior Subordinated Notes, on September 30, 2060, in the case of the 2060 Junior Subordinated Notes, and on September 30, 2061, in the case of the 2061 Junior Subordinated Notes. The Notes are not subject to any sinking fund provision. The Notes are available for purchase in denominations of \$25.00 and integral multiples of \$25.00 in excess thereof.

Each series of Notes is listed on the New York Stock Exchange. The 2059 Junior Subordinated Notes are listed under the symbol "MGR", the 2060 Junior Subordinated Notes are listed under the symbol "MGRB", and the 2061 Junior Subordinated Notes are listed under the symbol "MGRD".

Interest

Each 2059 Junior Subordinated Note bears interest at the fixed rate of 5.875% per annum (the "2059 Notes Securities Rate") from the date of original issuance, each 2060 Junior Subordinated Note bears interest at the fixed rate of 4.750% per annum (the "2060 Notes Securities Rate"), and each 2061 Junior Subordinated Note bears interest at the fixed rate of 4.200% per annum (the "2061 Notes Securities Rate"). Subject to our right to defer interest payments as described below, interest on the Notes will be payable quarterly in arrears on March 30, June 30, September 30, and December 30 of each year (each, an "Interest Payment Date") to the person in whose name such Note is registered at the close of business (i) on the Business Day immediately preceding such Interest Payment Date if the Notes are in book-entry only form or (ii) on the 15th calendar day preceding such Interest Payment Date if the Notes are not in book-entry only form (whether or not a Business Day). The initial Interest Payment Date was June 30, 2019, in the case of the 2059 Junior Subordinated Notes, was December 30, 2020, in the case of the 2060 Junior Subordinated Notes, and was September 30, 2021, in the case of the 2061 Junior Subordinated Notes. The amount of interest payable will be computed on the basis of a 360-day

year of twelve 30-day months. In the event that any date on which interest is payable on the Notes is not a Business Day, then payment of the interest payable on such date will be made on the next succeeding day which is a Business Day (and without any interest or other payment in respect of any such delay), with the same force and effect as if made on such date. “Business Day” means each Monday, Tuesday, Wednesday, Thursday, and Friday which is not a day on which banking institutions in The City of New York are authorized or obligated by law or executive order to close or be closed.

Option to Defer Interest Payments

At our option, we may, on one or more occasions, defer payment of all or part of the current and accrued interest otherwise due on the 2059 Junior Subordinated Notes, the 2060 Junior Subordinated Notes, and/or the 2061 Junior Subordinated Notes by extending the interest payment period for up to 20 consecutive quarterly periods (each period, commencing on the date that the first such interest payment would otherwise have been made, an “Optional Deferral Period”). A deferral of interest payments may not extend beyond the maturity date of the applicable series of Notes or end on a day other than an Interest Payment Date. Any deferred interest on the applicable Notes will accrue Additional Interest at the applicable Securities Rate from the applicable Interest Payment Date to the date of payment, compounded quarterly (such deferred interest and additional interest accrued thereon, “Additional Interest”), to the extent permitted under applicable law. No interest will be due and payable on the applicable Notes until the end of an Optional Deferral Period, except upon a redemption of such Notes during such Optional Deferral Period.

At the end of an Optional Deferral Period or on any redemption date, we will be obligated to pay all accrued and unpaid interest, including any Additional Interest, on the applicable series of Notes. Once we pay all accrued and unpaid interest payments on the applicable Notes, including any Additional Interest, we can again defer interest payments on such Notes as described above, but not beyond the maturity date of the applicable series of Notes.

We are required to provide to the Trustee written notice of any optional deferral of interest at least 10 Business Days and not more than 60 Business Days prior to the earlier of (1) the next applicable Interest Payment Date or (2) the date, if any, upon which it is required to give notice of such Interest Payment Date or the record date therefor to the New York Stock Exchange or any applicable self-regulatory organization. In addition, we are required to deliver to the Trustee an officers’ certificate stating that no Default or Event of Default shall have occurred and be continuing. Subject to receipt of the officers’ certificate, the Trustee is required to promptly forward such notice to each holder of record of the applicable Notes.

Certain Limitations During an Optional Deferral Period

During an Optional Deferral Period, subject to the exceptions noted below, we shall not:

- declare or pay any dividend or make any distributions, or redeem, purchase, acquire, or make a liquidation payment with respect to, any of our capital stock, or
- make any payment of interest on, principal of or premium, if any, on or repay, repurchase or redeem any debt securities (including guarantees) issued by us which rank equally (“pari passu securities” including any of the other series of

Notes) or junior (“junior securities”), in each case, in right of payment to the Notes.

None of the foregoing, however, shall restrict:

- any of the actions described in the preceding sentence resulting from any reclassification of our capital stock or the exchange or conversion of one class or series of our capital stock for another class or series of our capital stock;
- the purchase of fractional interests in shares of our capital stock pursuant to an acquisition or the conversion or exchange provisions of such capital stock or the security being converted or exchanged;
- dividends, payments, or distributions payable in shares of capital stock or warrants, options, or rights to acquire our capital stock;
- redemptions, purchases, or other acquisitions of shares of capital stock in connection with any employment contract, incentive plan, benefit plan, or other similar arrangement of ours or any of our subsidiaries or in connection with a dividend reinvestment or stock purchase plan;
- any declaration of a dividend in connection with implementation of any stockholders’ rights plan, or the issuance of rights, stock or other property under any such plan, or the redemption, repurchase, or other acquisition of any such rights pursuant thereto;
- redemptions, purchases or other acquisitions of shares of capital stock in connection with the satisfaction of our obligations pursuant to any contract entered into prior to the beginning of the applicable Optional Deferral Period;
- (i) any payment of current or deferred interest (or setting aside a sum sufficient for the payment thereof) or any pari passu securities, including the existing Notes, that is made pro rata to the amounts due on such pari passu securities and the Notes and (ii) any payment of principal or current or deferred interest on pari passu securities, including the existing Notes, that, if not made, would cause the Company to breach the terms of the instrument governing such pari passu securities;
- the payment of any dividend or distribution on the Company’s capital stock within 30 days after the date of declaration of such dividend or distribution, if the dividend or distribution would have been permitted under the applicable Junior Subordinated Notes Indenture on the date of declaration;
- any exchange, redemption, repayment, repurchase, or conversion of any of the Company’s indebtedness that ranks equal to or junior in right of payment with the Notes for (i) any class or series of the Company’s capital stock, (ii) warrants, options, or rights to acquire the Company’s capital stock, other than any convertible debt, or (iii) evidences of indebtedness or other obligations of the Company that rank equal to or junior in right of payment with the Notes, including any such indebtedness convertible into the Company’s capital stock; or
- the redemption of pari passu securities or junior securities within 60 days after the date on which notice of redemption was given, if at the time the notice was given, such redemption would have been permitted under the applicable Junior Subordinated Notes Indenture.

Optional Redemption

At any time and from time to time on or after the applicable Optional Redemption Date (as defined below), the applicable Notes will be subject to redemption at our option, in whole or in part, upon not less than 10 nor more than 60 days' notice, at a redemption price equal to 100% of the principal amount of the Notes being redeemed plus accrued and unpaid interest (including any Additional Interest) on the Notes being redeemed to, but excluding, the redemption date. "Optional Redemption Date" is defined as March 30, 2024, in the case of the 2059 Junior Subordinated Notes, September 30, 2025, in the case of the 2060 Junior Subordinated Notes, and September 30, 2026, in the case of the 2061 Junior Subordinated Notes.

If such notice of redemption is given, the Notes so to be redeemed will, on the redemption date, become due and payable at the redemption price together with any accrued and unpaid interest thereon (including any Additional Interest), and from and after such date (unless the Company has defaulted in the payment of the redemption price and accrued interest) such Notes shall cease to bear interest. If any Note called for redemption shall not be paid upon surrender thereof for redemption, the principal shall, until paid, bear interest from the redemption date at the Securities Rate. See "—Events of Default" below.

The Company may also redeem the Notes before the applicable Optional Redemption Date (i) in whole, but not in part, if certain changes in tax laws, regulations or interpretations occur, at the redemption price and under the circumstances described below under "—Right to Redeem Upon a Tax Event," and (ii) in whole, but not in part, if a rating agency makes certain changes relating to the equity credit criteria for securities such as the Notes, at the redemption price and under the circumstances described below under "—Right to Redeem Upon a Rating Agency Event."

Subject to the foregoing and to applicable law (including, without limitation, U.S. federal securities laws), the Company and its affiliates may, at any time and from time to time, purchase outstanding Notes by tender, in the open market, or by private agreement.

Right to Redeem Upon a Tax Event

Before the applicable Optional Redemption Date, the Company may redeem, in whole but not in part, upon not less than 10 nor more than 60 days' notice, the applicable Notes following the occurrence of a Tax Event (as defined below), at 100% of their principal amount plus any accrued and unpaid interest thereon (including any Additional Interest) to, but excluding, the redemption date.

A "Tax Event" happens when the Company has received an opinion of counsel experienced in tax matters that, as a result of:

- any amendment to, clarification of, or change, including any announced prospective change, in the laws or treaties of the United States or any of its political subdivisions or taxing authorities, or any regulations under those laws or treaties;
- an administrative action, judicial decision, or any official administrative pronouncement, ruling, regulatory procedure, notice, or announcement, including

any notice or announcement of intent to issue or adopt any administrative pronouncement, ruling, regulatory procedure, or regulation;

- any amendment to, clarification of, or change in the official position or the interpretation of any administrative action or judicial decision or any interpretation or pronouncement that provides for a position with respect to an administrative action or judicial decision that differs from the previously generally accepted position, in each case by any legislative body, court, governmental authority, or regulatory body, regardless of the time or manner in which that amendment, clarification, or change is introduced or made known; or
- a threatened challenge asserted in writing in connection with the Company's audit or an audit of any of the Company's subsidiaries, or a publicly known threatened challenge asserted in writing against any other taxpayer that has raised capital through the issuance of securities that are substantially similar to the Notes,

which amendment, clarification or change is effective or the administrative action is taken or judicial decision, interpretation, or pronouncement is issued or threatened challenge is asserted or becomes publicly known after the date of the original issuance of the Notes, there is more than an insubstantial risk that interest payable by us on the Notes is not deductible, or within 90 days would not be deductible, in whole or in part, by us for U.S. federal income tax purposes.

Right to Redeem Upon a Rating Agency Event

Before the applicable Optional Redemption Date, we may, upon not less than 10 nor more than 60 days' notice, within the 90 days after the occurrence of a Rating Agency Event (as defined below), redeem, in whole but not in part, each series of Notes at 102% of their principal amount plus any accrued and unpaid interest thereon (including any Additional Interest) to the redemption date.

"Rating Agency Event" means that any nationally recognized statistical rating organization within the meaning of Section 3(a)(62) under the Exchange Act, that then publishes a rating for us (a "rating agency") amends, clarifies or changes the criteria it uses to assign equity credit to securities such as the Notes, which amendment, clarification or change results in (a) the shortening of the length of time the applicable Notes are assigned a particular level of equity credit by that rating agency as compared to the length of time they would have been assigned that level of equity credit by that rating agency or its predecessor on the initial issuance of the applicable Notes; or (b) the lowering of the equity credit (including up to a lesser amount) assigned to the applicable Notes by that rating agency compared to the equity credit assigned by that rating agency or its predecessor on the initial issuance of the applicable Notes.

Ranking

Our payment obligations under each series of Notes are unsecured and rank junior and subordinated in right of payment and upon liquidation to all of our senior indebtedness (as defined below), and rank equally with all of our junior unsubordinated indebtedness, in each case, whether presently existing or from time to time hereafter incurred, created, assumed, or existing.

No payment of principal of (including redemption payments, if any), premium, if any, on or interest on (including Additional Interest) the Notes may be made if (a) any senior

indebtedness is not paid when due and any applicable grace period with respect to such default has ended with such default not being cured or waived or otherwise ceasing to exist, or (b) the maturity of any senior indebtedness has been accelerated because of a default, or (c) notice has been given of the exercise of an option to require repayment, mandatory payment or prepayment or otherwise of the senior indebtedness. Upon any payment or distribution of our assets to creditors upon any liquidation, dissolution, winding-up, reorganization, assignment for the benefit of creditors, marshalling of assets or liabilities, or any bankruptcy, insolvency or similar proceedings of AMG, the holders of senior indebtedness shall be entitled to receive payment in full of all amounts due or to become due on or in respect of all senior indebtedness before the holders of the Notes are entitled to receive or retain any payment or distribution. Subject to the prior payment of all senior indebtedness, the rights of the holders of the Notes will be subrogated to the rights of the holders of senior indebtedness to receive payments and distributions applicable to such senior indebtedness until all amounts owing on the Notes are paid in full.

The term “senior indebtedness” means, with respect to us, (i) any payment due in respect of our indebtedness, whether outstanding at the date of execution of the applicable Notes or thereafter incurred, created, or assumed after such date, (a) in respect of money borrowed, or (b) evidenced by securities, debentures, bonds, notes, or other similar instruments issued by us that, by their terms, are senior or senior subordinated debt securities including, without limitation, all such obligations under our indentures with various trustees; (ii) all obligations in respect of any financial derivative, hedging, or futures contract or similar instrument; (iii) all capitalized lease obligations; (iv) all obligations issued or assumed as the deferred purchase price of property, all conditional sale obligations, and all of our obligations under any title retention agreement (but excluding trade accounts payable arising in the ordinary course of business and long-term purchase obligations); (v) all obligations for the reimbursement of any letter of credit, banker’s acceptance, security purchase facility, or similar credit transaction; (vi) all obligations of the type referred to in clauses (i) through (v) above of other persons the payment of which we are responsible or liable as obligor, guarantor, or otherwise; and (vii) all obligations of the type referred to in clauses (i) through (vi) above of other persons secured by any lien on any of our properties or assets (whether or not such obligation is assumed by us), except for (1) any such indebtedness that is by its terms subordinated to or that ranks equally with the Notes, (2) obligations to trade creditors, and (3) any unsecured indebtedness between or among us or our subsidiaries. Such senior indebtedness shall continue to be senior indebtedness and be entitled to the benefits of the subordination provisions contained in the Junior Subordinated Notes Indentures irrespective of any amendment, modification or waiver of any term of such senior indebtedness.

The Junior Subordinated Notes Indentures do not limit the aggregate amount of senior indebtedness that we may issue. Our right, and, hence, the right of any of our creditors (including holders of the Notes) to participate in any distribution of the assets of any subsidiary or Affiliate, whether upon liquidation, reorganization, or otherwise, is subject to prior claims of creditors and preferred and preferences stockholders of each subsidiary.

Events of Default

An “Event of Default” with respect to the Notes shall occur only upon certain events of bankruptcy, insolvency or reorganization involving us.

If an Event of Default occurs, the principal of and accrued interest (including Additional Interest) on each series of Notes shall be immediately due and payable without declaration or other act on the part of the Trustee of any holder of the Notes.

With respect to each series of Notes, and for purposes of the immediately succeeding paragraph, the term "Default" means the following events: (a) default in the payment of any interest upon any of the Notes when due and payable on an interest payment date other than at maturity, including Additional Interest in respect thereof, and continuance of such default for a period of 30 days; provided, however, that a valid extension of the interest payment period by us pursuant to the terms of the applicable Junior Subordinated Notes Indenture shall not constitute a default in the payment of interest for this purpose, (b) default in the payment of the principal of (or premium, if any), or interest (including Additional Interest) on, the Notes when due and payable at maturity or earlier redemption, or (c) default in the performance or breach of any covenant or warranty of AMG in the Junior Subordinated Notes Indentures (other than a covenant or warranty a default in whose performance or whose breach is addressed in clause (a) or (b), and continuance of such default or breach for a period of 90 days after there has been given, by registered or certified mail, to us by the Trustee, or to us and the Trustee by the holders of at least 25% in principal amount of the outstanding Notes.

Upon the occurrence and continuance of a Default, the Trustee and the holders of the Notes will have the same rights and remedies, and will be subject to the same limitations, restrictions, protections, and exculpations, and we will be subject to the same obligations and restrictions, in each case, as would apply if such Default was an Event of Default or an event which after notice or lapse of time or both would become an Event of Default; *provided* that the principal of and accrued interest (including Additional Interest) on the Notes may not be declared immediately due and payable by reason of the occurrence and continuation of a Default, and any notice of declaration or acceleration based on such Default will be null and void with respect to the Notes; *provided, further*, that in case a Default has occurred and is continuing, the Trustee will not be subject to the requirement to exercise, with respect to the Notes, the same degree of care as a prudent individual would exercise in the conduct of his or her own affairs, unless an Event of Default has occurred and is continuing.

The Junior Subordinated Notes Indentures provide that if there occurs a Default specified in clauses (a) or (b) of the second preceding paragraph, the Trustee or the holder of the Notes may or, if directed by the holders of a majority in principal amount of the Notes then outstanding, the Trustee shall, subject to the provisions of the applicable Junior Subordinated Notes Indenture, demand payment of the amount then due and payable and may institute judicial proceedings for the collection of such amount if we fail to make payment thereof upon demand.

The holders of not less than a majority in aggregate outstanding principal amount of each series of Notes may, on behalf of the holders of all of such Notes, waive any past Default with respect to such Notes, except (i) a default in the payment of principal or interest (including Additional Interest) or (ii) a default in respect of a covenant or provision which under Article 10 of each Junior Subordinated Notes Indenture cannot be modified or amended without the consent of the holders of the applicable outstanding Notes.

Agreement by Holders to Certain Tax Treatment

Each holder of each series of Notes will, by accepting the Notes or a beneficial interest therein, be deemed to have agreed that the holder intends that the Notes constitute debt and will treat the Notes as debt for U.S. federal, state, and local tax purposes.

Defeasance

Covenant Defeasance. Under current U.S. federal tax law, we are able to make the deposit described below and be released from some of the restrictive covenants in the Junior Subordinated Notes Indentures. This is called “covenant defeasance.” In that event, the holder would lose their protection of those restrictive covenants but would gain the protection of having money and government securities set aside in trust to repay their Notes. In order to achieve covenant defeasance, we must do the following:

- Deposit in trust for the benefit of all holders of each series of Notes a combination of money and government or government agency debt securities or bonds in U.S. dollars that will generate enough cash to make interest, principal and any other payments on the Notes in U.S. dollars on their various due dates.
- Deliver to the Trustee a legal opinion of our counsel confirming that, under current U.S. federal income tax law, we may make the above deposit without causing holders to be taxed on the Notes any differently than if we did not make the deposit and just repaid the Notes ourselves at maturity.

If we accomplish covenant defeasance, holders can still look to us for repayment of the Notes if there were a shortfall in the trust deposit or the Trustee is prevented from making payment. In fact, if one of the remaining Events of Default occurred (such as our bankruptcy) and the Notes became immediately due and payable, there might be a shortfall. Depending on the event causing the Default, holders may not be able to obtain payment of the shortfall.

Full Defeasance. If there is a change in U.S. federal tax law, as described below, we can legally release ourselves from all payment and other obligations on the Notes (called “full defeasance”) if we put in place the following other arrangements for holders to be repaid:

- We must deposit in trust for the benefit of all holders of the Notes a combination of money and government or government agency debt securities or bonds in U.S. dollars that will generate enough cash to make interest, principal and any other payments on the Notes in U.S. dollars on their various due dates.
- We must deliver to the Trustee a legal opinion confirming that there has been a change in current U.S. federal tax law or an IRS ruling that allows us to make the above deposit without causing you to be taxed on the Notes any differently than if we did not make the deposit and just repaid the Notes ourselves at maturity. Under current U.S. federal tax law, the deposit and our legal release from the Notes would be treated as though we paid holders their share of the cash and the debt securities or bonds at the time the cash and the debt securities or bonds were deposited in trust in exchange for holders’ Notes and holders would recognize gain or loss on their Notes at the time of the deposit.

If we ever did accomplish full defeasance, as described above, holders would have to rely solely on the trust deposit for repayment of the Notes. Holders could not look to us for repayment in the unlikely event of any shortfall. Conversely, the trust deposit would most likely be protected from claims of our lenders and other creditors if we ever became bankrupt or insolvent.

Covenant defeasance and full defeasance are both subject to certain conditions, such as no Default or Event of Default occurring and continuing, and that such defeasance does not result in a breach or violation of, constitute a default under, any material agreement or instrument (other than the Junior Subordinated Notes Indenture) to which we, or any of our subsidiaries, are a party or bound.

Discharge of the Junior Subordinated Notes Indentures

We may satisfy and discharge our obligations under each Junior Subordinated Notes Indenture with respect to the applicable Notes by delivering to the Trustee for cancellation all outstanding applicable Notes or by depositing with the Trustee or the Paying Agent in respect of such Notes that have either become due and payable, will become due and payable within one year or are scheduled for redemption or repayment within one year, cash sufficient to pay all of the outstanding Notes and paying all other sums payable under the applicable Junior Subordinated Notes Indenture.

Registration and Transfer

We are not required to (i) issue, register the transfer of, or exchange the Notes during a period of 15 days immediately preceding the date notice is given identifying the Notes called for redemption or (ii) issue, register the transfer of or exchange any Notes so selected for redemption, in whole or in part, except the unredeemed portion of any Note being redeemed in part.

Payment and Paying Agent

Payment of principal will be made only against surrender to the Paying Agent of the Notes. Principal of and interest on the Notes will be payable, subject to any applicable laws and regulations, at the office of such Paying Agent or Paying Agents as we may designate from time to time, except that, at our option, payment of any interest may be made by wire transfer or other electronic transfer or by check mailed to the address of the person entitled to an interest payment as such address shall appear in the Security Register with respect to the Notes. Payment of interest on the Notes on any interest payment date will be made to the person in whose name the Notes (or predecessor security) are registered at the close of business on the record date for such interest payment.

The Trustee will act as Paying Agent with respect to the Notes. We may at any time designate additional Paying Agents or rescind the designation of any Paying Agents or approve a change in the office through which any Paying Agent acts.

All moneys paid by us to a Paying Agent for the payment of the principal of or interest on the Notes which remain unclaimed at the end of two years after such principal or interest shall

have become due and payable will be repaid to us, and the holder of the Notes will from that time forward look only to us for payment of such principal and interest.

Modification

Subject to certain exceptions, the Junior Subordinated Notes Indentures or the Notes may be amended with the consent of the holders of at least a majority in principal amount of the applicable series of Notes then outstanding (including, without limitation, consents obtained in connection with a purchase of, or tender offer or exchange offer for, Notes) and, subject to certain exceptions, any past default or compliance with any provisions may be waived with the consent of the holders of at least a majority in principal amount of the applicable Notes then outstanding (including, without limitation, consents obtained in connection with a purchase of, or tender offer or exchange offer for, Notes). However, without the consent of each holder of an outstanding Note affected, no amendment may, among other things:

- reduce the percentage in aggregate principal amount of Notes whose holders must consent to an amendment of the applicable Junior Subordinated Notes Indenture or to waive any past default;
- reduce the rate of or change the stated time for payment of interest on any Note;
- reduce the principal of or change the stated maturity of any Note;
- reduce the redemption price of any note or adversely affect a right of repayment with respect to any Note that is at such holder's option;
- make any note payable in a currency, or at a place, other than that stated in the Note;
- change the ranking of the Notes in a manner that is adverse to the holders of the Notes;
- impair the right of any holder to institute suit for the enforcement of any payment on or with respect to such holder's Notes on or after their maturity date or, in the case of redemption, on or after their redemption date;
- make any change in the amendment provisions which require each holder's consent or in the waiver provisions of the applicable Junior Subordinated Notes Indenture; or
- modify the provisions of the applicable Junior Subordinated Notes Indenture with respect to the subordination of the Notes in a manner materially adverse to such holder.

Notwithstanding the provisions described above, without the consent of any holder, we and the Trustee may amend any Junior Subordinated Notes Indenture to:

- cure any ambiguity, omission, defect or inconsistency in the applicable Junior Subordinated Notes Indenture;
- provide for the assumption by a successor person of our obligations under the applicable Junior Subordinated Notes Indenture as described below under the heading “-Consolidation, Merger, Sale or Conveyance”;
- add guarantees with respect to the Notes;
- secure the Notes;
- add to our covenants for the benefit of the holders or surrender any right or power conferred upon us;
- add to the Events of Default with respect to the Notes;

- facilitate the issuance of new Notes;
- make any change that does not adversely affect the rights of any holder;
- to change or eliminate any of the provisions of the applicable Junior Subordinated Notes Indenture with respect to the Notes that have not yet been issued under such Junior Subordinated Notes Indenture;
- provide for a successor trustee;
- comply with any requirement of the Securities and Exchange Commission in connection with the qualification of the applicable Junior Subordinated Notes Indenture under the Trust Indenture Act;
- to make any change to Article 12 of the applicable Junior Subordinated Notes Indenture that would limit or terminate the benefits to any holder of senior indebtedness under such Article; or
- to conform the terms of the applicable Junior Subordinated Notes Indenture or the Notes to the description thereof in this prospectus supplement.

The consent of the holders is not necessary under the Junior Subordinated Notes Indenture to approve the particular form of any proposed amendment. It is sufficient if such consent approves the substance of the proposed amendment.

Consolidation, Merger, Sale or Conveyance

The Junior Subordinated Notes Indentures provide that we shall not consolidate with or merge with or into, or convey, transfer or lease all or substantially all of our properties and assets to, another person (in a transaction in which we are not the surviving entity) unless (1) the resulting, surviving or transferee person (in a transaction in which we are not the surviving entity) is an entity organized and existing under the laws of the United States of America, any state thereof or the District of Columbia, and such person expressly assumes by supplemental indenture all of our obligations under each series of Notes and the Junior Subordinated Notes Indentures; and (2) immediately after giving effect to such transaction, no Event of Default has occurred and is continuing under the Junior Subordinated Notes Indentures. Upon any such consolidation, merger or transfer, the resulting, surviving or transferee person (in a transaction in which we are not the surviving entity) shall succeed to, and may exercise every right and power of, AMG under the Junior Subordinated Notes Indentures.

This covenant will not apply to any consolidation or merger, or any sale, assignment, transfer, conveyance, lease or other disposition of assets, between or among us and our subsidiaries.

Trustee

U.S. Bank National Association is the Trustee, Security Registrar, and Paying Agent.

Applicable Law

The Notes and the Junior Subordinated Notes Indentures are each governed by and construed in accordance with the laws of the State of New York.

Annual Director Compensation

Board of Directors:

Annual Equity Awards - Restricted Stock Units	\$ 200,000
Board Chair Annual Fee - Restricted Stock Units	\$ 100,000
Base Annual Fee - Cash	\$ 80,000

Committee Fees - Cash:

Audit Committee Membership Annual Fee	\$ 20,000
Audit Committee Chair Annual Fee	\$ 35,000
Compensation Committee Membership Annual Fee	\$ 17,000
Compensation Committee Chair Annual Fee	\$ 20,000
Nominating and Governance Committee Membership Annual Fee	\$ 17,000
Nominating and Governance Committee Chair Annual Fee	\$ 20,000

SCHEDULE OF SUBSIDIARIES
(in alphabetical order)

Below is a list comprised of (i) wholly-owned subsidiaries of Affiliated Managers Group, Inc. (the “Company”), (ii) Affiliates in which the Company has a majority interest (direct and indirect) and (iii) Affiliates in which the Company has a minority investment (direct and indirect), as of December 31, 2021. Subsidiaries of majority- and minority-owned Affiliates are not listed. Minority investments are indicated via asterisk (*).

Abacos Atlantic Holdings Ltd., a Bahamas international business company
 Abacus Capital Group LLC, a Delaware limited liability company
 Abax Investments Proprietary Limited, a limited liability private company incorporated in South Africa*
 Affiliated Managers Group (Asia) Limited, a Cayman Islands exempted company
 Affiliated Managers Group (Europe) Limited, a Malta limited liability company
 Affiliated Managers Group (Hong Kong) Limited, a limited company incorporated in Hong Kong
 Affiliated Managers Group Limited, a limited company incorporated in the United Kingdom
 Affiliated Managers Group Pty Ltd, a limited company incorporated in Australia
 AMG 2014 Capital LLC, a Delaware limited liability company
 AMG Andros Holdings Ltd., a Bahamas international business company
 AMG Arrow Holdings Ltd., a Bahamas international business company
 AMG Atlantic Holdings Ltd., a Bahamas international business company
 AMG Boston Holdings, LLC, a Delaware limited liability company
 AMG CA Holdings Corp., a New Jersey corporation
 AMG CA Holdings, LLC, a Delaware limited liability company
 AMG CA Holdings LP, a Delaware limited partnership
 AMG Canada Corp., a Nova Scotia corporation
 AMG Canada Holdings LLC, a Delaware limited liability company
 AMG Capital (Cayman) LLC, a Cayman Islands limited liability company
 AMG Conception Holdings 3 Ltd., a Bahamas international business company
 AMG CVC Holdings LLC, a Delaware limited liability company
 AMG Distributors, Inc., a Delaware corporation
 AMG Edison Holdings, LLC, a Delaware limited liability company
 AMG FCMC Holdings, LLC, a Delaware limited liability company
 AMG Funds LLC, a Delaware limited liability company
 AMG Gamma Holdings Ltd., a Bahamas international business company
 AMG Genesis, LLC, a Delaware limited liability company
 AMG Global, Inc., a Delaware corporation
 AMG Gotham Holdings, LLC, a Delaware limited liability company
 AMG GWK Holdings, LLC, a Delaware limited liability company
 AMG ICN Holdings LLC, a Delaware limited liability company
 AMG New York Holdings Corp., a Delaware corporation
 AMG Northeast Holdings, Inc., a Delaware corporation
 AMG Northeast Investment Corp., a Delaware corporation
 AMG Oasis Holdings Ltd., a Bahamas international business company
 AMG PA Holdings Partnership, a Delaware general partnership
 AMG PFM Holdings LP, a Delaware limited partnership
 AMG Plymouth UK Holdings (1) Limited, a limited company incorporated in England and Wales
 AMG Properties LLC, a Delaware limited liability company
 AMG Renaissance Holdings LLC, a Delaware limited liability company
 AMG SA Holdings Proprietary Limited, a limited liability private company incorporated in South Africa
 AMG Symmetry Acquisition LLC, a Delaware limited liability company
 AMG TBC, LLC, a Delaware limited liability company
 AMG UK Holdings Ltd., a Bahamas international business company
 AMG Wealth Partners, LP, a Delaware limited partnership
 AMG WF Holdings LLC, a Delaware limited liability company
 AMG Windermere Holdings Ltd., a Bahamas international business company
 AMG WP GP Holdings Corp., a Delaware corporation
 AMG WP LP Holdings, LLC, a Delaware limited liability company

AMG/FAMI Investment Corp., a Nova Scotia corporation
AMG/Midwest Holdings, Inc., a Delaware corporation
AMG/Midwest Holdings, LLC, a Delaware limited liability company
AMG/North America Holding Corp., a Delaware corporation
AQR Capital Management Holdings, LLC, a Delaware limited liability company*
Arrow Acquisition LLC, a Delaware limited liability company
Arrow Bidco Limited, a limited company incorporated in the United Kingdom
Artemis Asset Management Limited, a limited company incorporated in the United Kingdom
Artemis Investment Management LLP, a United Kingdom limited liability partnership
Artemis Strategic Asset Management Limited, a limited company incorporated in the United Kingdom
Baker Street Advisors LLC, a Delaware limited liability company
Baring Private Equity Asia Group Limited, a Cayman Islands exempted company*
BC Acquisition LLC, a Delaware limited liability company
Beutel, Goodman & Company Ltd., a limited company incorporated in Canada*
Bimini Atlantic Holdings Ltd., a Bahamas international business company
Boston Common Asset Management, LLC, a Delaware limited liability company*
Capeview Capital LLP, an England and Wales limited liability partnership*
Capula Investment Management LLP, an England and Wales limited liability partnership*
Capula Management Limited, a Cayman Islands exempted company*
Catalyst Acquisition II, Inc., a Delaware corporation
CGH Acquisition II LLC, a Delaware limited liability company
CGH Acquisition LLC, a Delaware limited liability company
CML Holdings LLC, a Cayman Islands limited liability company
Comvest Group Holdings LP, a Delaware limited partnership*
Comvest Group GP II LLC, a Delaware limited liability company*
CVC Holdings LLC, a Cayman Islands limited liability company
EIG Asset Management, LLC, a Delaware limited liability company*
EIG Principals Incentive Carry Vehicle, LP, a Delaware limited partnership*
EIG Principals Incentive Carry Vehicle II, LP, a Delaware limited partnership*
EIG Principals Incentive Carry Vehicle II-A, LP, a Scotland limited partnership*
EIG Principals Incentive Carry Vehicle III, LP, a Cayman Islands limited partnership*
FA (WY) Acquisition Company, Inc., a Delaware corporation
El-Train Acquisition LLC, a Delaware limited liability company
FCMC Holdings LLC, a Delaware limited liability company
First Asset Capital Management (III) Inc., an Ontario corporation
First Quadrant, LLC, a Delaware limited liability company
Foyston, Gordon & Payne Inc., a Canada corporation
Frontier Capital Management Company, LLC, a Delaware limited liability company
Gallium Acquisition LLC, a Delaware limited liability company
Garda Capital Partners LP, a Delaware limited partnership*
GCP Acquisition LLC, a Delaware limited liability company
Genesis Investment Management, LLP, a United Kingdom limited liability partnership
Gotham Acquisition GP, LLC, a Delaware limited liability company
Gotham Acquisition LP, LLC, a Delaware limited liability company
GW&K Investment Management, LLC, a Delaware limited liability company
Harding Loevner LP, a Delaware limited partnership
HWL Holdings Corp., a Delaware corporation
Inclusive Capital Partners Holdco, L.P., a Delaware limited partnership*
Institutional Capital Network, Inc., a Delaware corporation*
Jackson Square Partners, LLC, a Delaware limited liability company*
JSP Acquisition LLC, a Delaware limited liability company
Montrusco Bolton Investments Inc., a Canada corporation*
myCIO Wealth Partners, LLC, a Delaware limited liability company
OCP Asia Limited, a Cayman Islands exempted limited liability company*
Pantheon Capital (Asia) Limited, a limited company incorporated in Hong Kong
Pantheon Holdings Limited, a limited company incorporated in England and Wales
Pantheon Ventures (Asia) Limited, a Cayman Islands exempted company
Pantheon Ventures Inc., a California corporation

Pantheon Ventures (Ireland) Designated Activity Company, an Ireland designated activity company
Pantheon Ventures Limited, a limited company incorporated in England and Wales
Pantheon Ventures (UK) LLP, an England and Wales limited liability partnership
Parnassus Investments, LLC, a Delaware limited liability company
Partner Advisory Services, L.P., a Delaware limited partnership*
Partner Asset Management LLC, a Delaware limited liability company*
PFM Acquisition LP, a Delaware limited partnership
Prides Crossing Holdings LLC, a Delaware limited liability company
River Road Asset Management, LLC, a Delaware limited liability company
RRAM Acquisition, LLC, a Delaware limited liability company
Spring GP I, L.P., a Delaware limited partnership*
Squam Acquisition GP, LLC, a Delaware limited liability company
Squam Acquisition LP, LLC, a Delaware limited liability company
Systematic Financial Management, L.P., a Delaware limited partnership
Systematica Investments GP Limited, a registered private company incorporated in Jersey*
Systematica Investments Limited, a registered private company incorporated in Jersey*
Systematica Investments LP, a Guernsey limited partnership*
The Renaissance Group LLC, a Delaware limited liability company
Third Avenue Holdings Delaware LLC, a Delaware limited liability company
TimesSquare Capital Management, LLC, a Delaware limited liability company
TimesSquare Manager Member, LLC, a Delaware limited liability company
Titan NJ GP Holdings, Inc., a Delaware corporation
Titan NJ LP Holdings, LLC, a Delaware limited liability company
TMF Corp., a Delaware corporation
Topspin Acquisition, LLC, a Delaware limited liability company
Tweedy, Browne Company LLC, a Delaware limited liability company
Union Acquisition, LLC, a Delaware limited liability company
ValueAct Holdings II, L.P., a Delaware limited partnership*
ValueAct Holdings GP, LLC, a Delaware limited liability company*
ValueAct Holdings, L.P., a Delaware limited partnership*
VAM Bidco Limited, a private UK limited company
Veritable, LP, a Delaware limited partnership
Veritas Asset Management LLP, a UK limited liability partnership
Watson Acquisition, LLC, a Delaware limited liability company
Wealth Partners Capital Group, LLC, a Delaware limited liability company*
Welch & Forbes LLC, a Delaware limited liability company
Windermere Cayman LP, a Cayman Islands exempted limited partnership
Winton Group Limited, a UK private limited company*
Yackman Asset Management LP, a Delaware limited partnership

[QuickLinks](#) -- Click here to rapidly navigate through this document

Exhibit 23.1

CONSENT OF INDEPENDENT REGISTERED PUBLIC ACCOUNTING FIRM

We hereby consent to the incorporation by reference in the Registration Statements on Form S-3 (No. 333-230423) and S-8 (No. 333-240091, No. 333-190412, No. 333-175912, No. 333-135416, No. 333-129748, No. 333-100628, No. 333-84485, and No. 333-72967) of Affiliated Managers Group, Inc. of our report dated February 18, 2022 relating to the financial statements and financial statement schedule and the effectiveness of internal control over financial reporting, which appears in this Form 10-K.

/s/ PricewaterhouseCoopers LLP

Boston, MA

February 18, 2022

QuickLinks

[Exhibit 23.1](#)

**CERTIFICATION PURSUANT TO SECTION 302(a)
OF THE SARBANES-OXLEY ACT OF 2002**

I, Jay C. Horgen, certify that:

1. I have reviewed this Annual Report on Form 10-K of Affiliated Managers Group, Inc.;
2. Based on my knowledge, this report does not contain any untrue statement of a material fact or omit to state a material fact necessary to make the statements made, in light of the circumstances under which such statements were made, not misleading with respect to the period covered by this report;
3. Based on my knowledge, the financial statements, and other financial information included in this report, fairly present in all material respects the financial condition, results of operations and cash flows of the registrant as of, and for, the periods presented in this report;
4. The registrant's other certifying officer and I are responsible for establishing and maintaining disclosure controls and procedures (as defined in Exchange Act Rules 13a-15(e) and 15d-15(e)) and internal control over financial reporting (as defined in Exchange Act Rules 13a-15(f) and 15d-15(f)) for the registrant and have:
 - a) Designed such disclosure controls and procedures, or caused such disclosure controls and procedures to be designed under our supervision, to ensure that material information relating to the registrant, including its consolidated subsidiaries, is made known to us by others within those entities, particularly during the period in which this report is being prepared;
 - b) Designed such internal control over financial reporting, or caused such internal control over financial reporting to be designed under our supervision, to provide reasonable assurance regarding the reliability of financial reporting and the preparation of financial statements for external purposes in accordance with generally accepted accounting principles;
 - c) Evaluated the effectiveness of the registrant's disclosure controls and procedures and presented in this report our conclusions about the effectiveness of the disclosure controls and procedures, as of the end of the period covered by this report based on such evaluation; and
 - d) Disclosed in this report any change in the registrant's internal control over financial reporting that occurred during the registrant's most recent fiscal quarter (the registrant's fourth fiscal quarter in the case of an annual report) that has materially affected, or is reasonably likely to materially affect, the registrant's internal control over financial reporting; and
5. The registrant's other certifying officer and I have disclosed, based on our most recent evaluation of internal control over financial reporting, to the registrant's auditors and the audit committee of the registrant's board of directors (or persons performing the equivalent functions):
 - a) All significant deficiencies and material weaknesses in the design or operation of internal control over financial reporting which are reasonably likely to adversely affect the registrant's ability to record, process, summarize and report financial information; and
 - b) Any fraud, whether or not material, that involves management or other employees who have a significant role in the registrant's internal control over financial reporting.

Date: February 18, 2022

/s/ JAY C. HORGEN
Jay C. Horgen
President and Chief Executive Officer

QuickLinks

[Exhibit 31.1](#)

**CERTIFICATION PURSUANT TO SECTION 302(a)
OF THE SARBANES-OXLEY ACT OF 2002**

I, Thomas M. Wojcik, certify that:

1. I have reviewed this Annual Report on Form 10-K of Affiliated Managers Group, Inc.;
2. Based on my knowledge, this report does not contain any untrue statement of a material fact or omit to state a material fact necessary to make the statements made, in light of the circumstances under which such statements were made, not misleading with respect to the period covered by this report;
3. Based on my knowledge, the financial statements, and other financial information included in this report, fairly present in all material respects the financial condition, results of operations and cash flows of the registrant as of, and for, the periods presented in this report;
4. The registrant's other certifying officer and I are responsible for establishing and maintaining disclosure controls and procedures (as defined in Exchange Act Rules 13a-15(e) and 15d-15(e)) and internal control over financial reporting (as defined in Exchange Act Rules 13a-15(f) and 15d-15(f)) for the registrant and have:
 - a) Designed such disclosure controls and procedures, or caused such disclosure controls and procedures to be designed under our supervision, to ensure that material information relating to the registrant, including its consolidated subsidiaries, is made known to us by others within those entities, particularly during the period in which this report is being prepared;
 - b) Designed such internal control over financial reporting, or caused such internal control over financial reporting to be designed under our supervision, to provide reasonable assurance regarding the reliability of financial reporting and the preparation of financial statements for external purposes in accordance with generally accepted accounting principles;
 - c) Evaluated the effectiveness of the registrant's disclosure controls and procedures and presented in this report our conclusions about the effectiveness of the disclosure controls and procedures, as of the end of the period covered by this report based on such evaluation; and
 - d) Disclosed in this report any change in the registrant's internal control over financial reporting that occurred during the registrant's most recent fiscal quarter (the registrant's fourth fiscal quarter in the case of an annual report) that has materially affected, or is reasonably likely to materially affect, the registrant's internal control over financial reporting; and
5. The registrant's other certifying officer and I have disclosed, based on our most recent evaluation of internal control over financial reporting, to the registrant's auditors and the audit committee of the registrant's board of directors (or persons performing the equivalent functions):
 - a) All significant deficiencies and material weaknesses in the design or operation of internal control over financial reporting which are reasonably likely to adversely affect the registrant's ability to record, process, summarize and report financial information; and
 - b) Any fraud, whether or not material, that involves management or other employees who have a significant role in the registrant's internal control over financial reporting.

Date: February 18, 2022

/s/ THOMAS M. WOJCIK

Thomas M. Wojcik
Chief Financial Officer

QuickLinks

[Exhibit 31.2](#)

[QuickLinks](#) -- Click here to rapidly navigate through this document

Exhibit 32.1

**CERTIFICATION PURSUANT TO
18 U.S.C. SECTION 1350,
AS ADOPTED PURSUANT TO
SECTION 906 OF THE SARBANES-OXLEY ACT OF 2002**

In connection with the Annual Report on Form 10-K of Affiliated Managers Group, Inc. (the "Company") for the period ended December 31, 2021 as filed with the Securities and Exchange Commission on the date hereof (the "Report"), the undersigned, Jay C. Horgen, President and Chief Executive Officer of the Company, hereby certifies, pursuant to 18 U.S.C. Section 1350, that:

- (1) the Report fully complies with the requirements of Section 13(a) or 15(d), as applicable, of the Securities Exchange Act of 1934, as amended; and
- (2) the information contained in the Report fairly presents, in all material respects, the financial condition and results of operations of the Company.

Date: February 18, 2022

/s/ JAY C. HORGEN

Jay C. Horgen
President and Chief Executive Officer

QuickLinks

[Exhibit 32.1](#)

[QuickLinks](#) -- Click here to rapidly navigate through this document

Exhibit 32.2

**CERTIFICATION PURSUANT TO
18 U.S.C. SECTION 1350,
AS ADOPTED PURSUANT TO
SECTION 906 OF THE SARBANES-OXLEY ACT OF 2002**

In connection with the Annual Report on Form 10-K of Affiliated Managers Group, Inc. (the "Company") for the period ended December 31, 2021 as filed with the Securities and Exchange Commission on the date hereof (the "Report"), the undersigned, Thomas M. Wojcik, Chief Financial Officer of the Company, hereby certifies, pursuant to 18 U.S.C. Section 1350, that:

- (1) the Report fully complies with the requirements of Section 13(a) or 15(d), as applicable, of the Securities Exchange Act of 1934, as amended; and
- (2) the information contained in the Report fairly presents, in all material respects, the financial condition and results of operations of the Company.

Date: February 18, 2022

/s/ THOMAS M. WOJCIK

Thomas M. Wojcik
Chief Financial Officer

QuickLinks

[Exhibit 32.2](#)